



FINANCIAL STATEMENTS

FOR THE YEAR ENDED DECEMBER 31, 2024

WITH REPORT OF

CERTIFIED PUBLIC ACCOUNTANTS

TOWN OF HAYDEN, COLORADO

Table of Contents

Financial Section:	<u>Page</u>
Report of Certified Public Accountants	1
Management’s Discussion and Analysis	5
Basic Financial Statements:	
Government-wide Financial Statements:	
Statement of Net Position.....	15
Statement of Activities	16
Fund Financial Statements:	
Balance Sheet – Governmental Funds.....	17
Reconciliation of the Governmental Funds Balance Sheet to the Statement of Net Position.....	18
Statement of Revenues, Expenditures, and Changes in Fund Balances – Governmental Funds.....	19
Reconciliation of the Statement of Revenues, Expenditures and Changes in Fund Balances of Governmental Funds to the Statement of Activities.....	20
Statement of Net Position- Proprietary Funds.....	21
Statement of Revenues, Expenses and Changes in Net Position- Proprietary Funds	22
Statement of Cash Flows - Proprietary Funds	23
Notes to Financial Statements	24
Required Supplementary Information:	
Major Governmental Funds:	
Schedule of Revenues, Expenditures, and Changes in Fund Balances General Fund - Budget-and-Actual.....	49
Supplementary Information:	
Major Governmental Funds:	
Schedule of Revenues, Expenditures, and Changes in Fund Balances Capital Improvements Fund - Budget-and-Actual.....	54
Northwest Colorado GID Fund - Budget-and-Actual.....	55
Debt Service Fund - Budget-and-Actual.....	56
Non-Major Governmental Funds:	
Combining Balance Sheet – Nonmajor Governmental Funds	57
Combining Schedule of Revenues, Expenditures, and Changes in Fund Balances – Nonmajor Governmental Funds.....	58
Schedule of Revenues, Expenditures, and Changes in Fund Balances – Budget-and-Actual:	
Conservation Trust Fund	59
Economic Development Fund	60
Recreation fund.....	61
Climate Action Fund.....	62
Opioid Settlement fund.....	63

TOWN OF HAYDEN, COLORADO

Table of Contents, Continued

	<u>Page</u>
Major Enterprise Fund:	
Schedule of Revenues, Expenses, and Changes in Net Position	
Enterprise Funds - Budget-and-Actual:	
Water – Sewer – Refuse Fund	64
Colorado Water Resources Loan Covenants and Requirements	65
Other Information:	
Local Highway Finance Report.....	68
Compliance Section:	
Report on Internal Control over Financial Reporting and on Compliance and Other Matters	71



Independent Auditors' Report

The Honorable Mayor and Town Council
Town of Hayden, Colorado

Report on the Audit of the Financial Statements

Opinions

We have audited the financial statements of the governmental activities, business-type activities, each major fund, and the aggregate remaining fund information of the Town of Hayden, Colorado (the Town), as of and for the year ended December 31, 2024, and the related notes to the financial statements, which collectively comprise the Town's basic financial statements as listed in the table of contents.

In our opinion, the accompanying financial statements present fairly, in all material respects, the respective financial position of the governmental activities, business-type activities, each major fund, and the aggregate remaining fund information of the Town, as of December 31, 2024, and the respective changes in financial position and, where applicable, cash flows thereof for the year then ended in accordance with accounting principles generally accepted in the United States of America.

Basis for Opinions

We conducted our audit in accordance with auditing standards generally accepted in the United States of America (GAAS) and the standards applicable to financial audits contained in *Government Auditing Standards*, issued by the Comptroller General of the United States. Our responsibilities under those standards are further described in the Auditor's Responsibilities for the Audit of the Financial Statements section of our report. We are required to be independent of the Town and to meet our other ethical responsibilities, in accordance with the relevant ethical requirements relating to our audit. We believe that the audit evidence we have obtained is sufficient and appropriate to provide a basis for our audit opinions.

Responsibilities of Management for the Financial Statements

The Town's management is responsible for the preparation and fair presentation of the financial statements in accordance with accounting principles generally accepted in the United States of America, and for the design, implementation, and maintenance of internal control relevant to the preparation and fair presentation of financial statements that are free from material misstatement, whether due to fraud or error.

In preparing the financial statements, management is required to evaluate whether there are conditions or events, considered in the aggregate, that raise substantial doubt about the Town's ability to continue as a going concern for one year after the date that the financial statements are issued or when applicable, one year after the date that the financial statements are available to be issued.

Auditor's Responsibilities for the Audit of the Financial Statements

Our objectives are to obtain reasonable assurance about whether the financial statements as a whole are free from material misstatement, whether due to fraud or error, and to issue an auditor's report that includes our opinions. Reasonable assurance is a high level of assurance but is not absolute assurance and therefore is not a guarantee that an audit conducted in accordance with GAAS will always detect a material misstatement when it exists. The risk of not detecting a material misstatement resulting from fraud is higher than for one resulting from error, as fraud may involve collusion, forgery, intentional omissions, misrepresentations, or the override of internal control. Misstatements are considered material if there is a substantial likelihood that, individually or in the aggregate, they would influence the judgment made by a reasonable user based on the financial statements.

In performing an audit in accordance with GAAS, we:

- Exercise professional judgment and maintain professional skepticism throughout the audit.
- Identify and assess the risks of material misstatement of the financial statements, whether due to fraud or error, and design and perform audit procedures responsive to those risks. Such procedures include examining, on a test basis, evidence regarding the amounts and disclosures in the financial statements.
- Obtain an understanding of internal control relevant to the audit in order to design audit procedures that are appropriate in the circumstances, but not for the purpose of expressing an opinion on the effectiveness of the Town's internal control. Accordingly, no such opinion is expressed.
- Evaluate the appropriateness of accounting policies used and the reasonableness of significant accounting estimates made by management, as well as evaluate the overall presentation of the financial statements.
- Conclude whether, in our judgment, there are conditions or events, considered in the aggregate, that raise substantial doubt about the Town's ability to continue as a going concern for a reasonable period of time.

We are required to communicate with those charged with governance regarding, among other matters, the planned scope and timing of the audit, significant audit findings, and certain internal control-related matters that we identified during the audit.

Required Supplementary Information

Accounting principles generally accepted in the United States of America require that the management's discussion and analysis and budgetary comparison information, as listed in the table of contents be presented to supplement the basic financial statements. Such information is the responsibility of management and, although not a part of the basic financial statements, is required by the Governmental Accounting Standards Board who considers it to be an essential part of financial reporting for placing the basic financial statements in an appropriate operational, economic, or historical context. We have applied certain limited procedures to the required supplementary information in accordance with auditing standards generally accepted in the United States of America, which consisted of inquiries of management about the methods of preparing the information and comparing the information for consistency with management's responses to our inquiries, the basic financial statements, and other knowledge we obtained during our audit of the basic financial statements. We do not express an opinion or provide any assurance on the information because the limited procedures do not provide us with sufficient evidence to express an opinion or provide any assurance.

Supplementary Information

Our audit was conducted for the purpose of forming opinions on the financial statements that collectively comprise the Town's basic financial statements. The supplementary information, as listed in the table of contents, is presented for purposes of additional analysis and is not a required part of the basic financial statements. Such information is the responsibility of management and was derived from and relates directly to the underlying accounting and other records used to prepare the basic financial statements. The information has been subjected to the auditing procedures applied in the audit of the basic financial statements and certain additional procedures, including comparing and reconciling such information directly to the underlying accounting and other records used to prepare the basic financial statements or to the basic financial statements themselves, and other additional procedures in accordance with auditing standards generally accepted in the United States of America. In our opinion, the supplementary information, as listed in the table of contents, is fairly stated, in all material respects, in relation to the basic financial statements as a whole.

Other Information

Management is responsible for the other information included in the financial statements. The other information comprises the Local Highway Finance Report but does not include the financial statements and our auditor's report thereon. Our opinions on the financial statements do not cover the other information, and we do not express an opinion or any form of assurance thereon. In connection with our audit of the financial statements, our responsibility is to read the other information and consider whether a material inconsistency exists between the other information and the financial statements, or the other information otherwise appears to be materially misstated. If, based on the work performed, we conclude that an uncorrected material misstatement of the other information exists, we are required to describe it in our report.

Other Reporting Required by Government Auditing Standards

In accordance with *Government Auditing Standards*, we have also issued our report dated May 27, 2025 on our consideration of the Town's internal control over financial reporting and on our tests of its compliance with certain provisions of laws, regulations, contracts, and grant agreements and other matters. The purpose of that report is solely to describe the scope of our testing of internal control over financial reporting and compliance and the results of that testing, and not to provide an opinion on the effectiveness of internal control over financial reporting or on compliance. That report is an integral part of an audit performed in accordance with *Government Auditing Standards* in considering the Town's internal control over financial reporting and compliance.

HintonBurdick, PLLC

St. George, Utah
May 27, 2025



This page left intentionally blank

TOWN OF HAYDEN, COLORADO
MANAGEMENT'S DISCUSSION AND ANALYSIS
For the Year Ended December 31, 2024

As management of the Town of Hayden (Town), we offer readers of the Town's financial statements this narrative overview and analysis of the financial activities of the Town for the year ended December 31, 2024. Please read it in conjunction with the accompanying basic financial statements.

FINANCIAL HIGHLIGHTS

- Governmental net position increased from \$21.4 million to \$30.9 million during 2024.
- Business-type net position decreased from \$12.5 million to \$12.4 million during 2024.
- The combined net investment in capital assets is \$38.1 million.
- The unrestricted net position for both governmental and business-type activities that may be used to meet the Town's future capital and operating expenses is \$3.4 million.
- Total revenues in the General fund increased from \$5.1 million to \$6.2 million.
 - Grant revenues decreased from 2023 to 2024 from \$857,539 to \$318,553.
 - Local sales tax collections increased by 6.88% from the prior year to \$2.2 million.
 - Building material use tax increased from \$315K in the prior year to \$1.4 million in the current year.
- The general fund unassigned fund balance at the end of 2024 was \$1,754,769 which is 44% of total General fund expenditures.

USING THIS ANNUAL REPORT

This annual report consists of a series of financial statements. The three components of the financial statements are: (1) Government-wide financial statements which include the Statement of Net Position and the Statement of Activities. These statements provide information about the activities of the Town as a whole. (2) Fund financial statements tell how these services were financed in the short term as well as what remains for future spending. Fund financial statements also report the Town's operations in more detail than the government-wide statements by providing information about the Town's most significant funds. (3) Notes to the financial statements.

Reporting the Town as a Whole

The Statement of Net Position and the Statement of Activities (Government-wide)

A frequently asked question regarding the Town's financial health is whether the year's activities contributed positively to the overall financial well-being. The Statement of Net Position and the Statement of Activities report information about the Town as a whole and about its activities in a way that helps answer this question. These statements include all assets and liabilities using the accrual basis of accounting, which is similar to the accounting used by most private-sector companies. All of the current year's revenues and expenses are taken into account regardless of when cash is received or paid.

These two statements report the Town's net position and changes in net position. Net position, the difference between assets and liabilities, is one way to measure the Town's financial health, or financial position. Over time, increases or decreases in net position are an indicator of whether the financial health is improving or deteriorating. However, it is important to consider other non-financial factors such as changes in the condition of the Town's roads to accurately assess the overall health of the Town.

The Statement of Net Position and the Statement of Activities, present information about the following:

- Government activities – All of the Town's basic services are considered to be governmental activities, including general government, public safety, public works/streets, parks and recreation, economic development and interest on long-term debt. Sales taxes, property taxes, franchise taxes, vehicle rental taxes, intergovernmental revenues and charges for services finance most of these activities.
- Proprietary activities/Business type activities – The Town charges a fee to water, sewer and trash customers to cover most of the cost of the services provided.

Reporting the Town's Most Significant Funds

Fund Financial Statements

The fund financial statements provide detailed information about the most significant funds—not the Town as a whole. Some funds are required to be established by State law and by bond covenants. However, management establishes many other funds which aid in the management of money for particular purposes or meet legal responsibilities associated with the usage of certain taxes, grants, and other money. The Town's two major kinds of funds, governmental and proprietary, use different accounting approaches as explained below.

- Governmental funds – Most of the Town's basic services are reported in governmental funds. Governmental funds focus on how resources flow in and out with the balances remaining at year-end that are available for spending. These funds are reported using an accounting method called the modified accrual accounting method, which measures cash and all other financial assets that can readily be converted to cash. The governmental fund statements provide a detailed short-term view of the Town's general government operations and the basic services it provides. Government fund information shows whether there are more or fewer financial resources that can be spent in the near future to finance the Town's programs. We describe the relationship (or differences) between governmental activities (reported in the Statement of Net Position and the Statement of Activities) and governmental funds in a reconciliation included with the Basic Financial Statements and in footnote 2.
- Proprietary funds – When the Town charges customers for the services it provides, i.e. water, sanitary sewer and trash, these services are generally reported in proprietary (aka. enterprise) funds. Proprietary funds are reported in the same way that all activities are reported in the Statement of Net Position and the Statement of Activities.

GOVERNMENT-WIDE FINANCIAL ANALYSIS

Net position may serve over time as a useful indicator of the Town's financial position. The Town's combined assets exceed liabilities and deferred inflows by \$44.3 million as of December 31, 2024 as shown in the following condensed statement of net position. Of this amount, \$3,430,348 is unrestricted and available to meet the Town's ongoing financial obligations.

By far the largest portion of net position is the investment in capital assets (net of related debt) of \$38 million (88.01% of total net position). This amount reflects the investment in all capital assets (e.g. infrastructure, land, buildings, and equipment) less any related debt used to acquire those assets that are still outstanding. These capital assets are used to provide services to citizens; consequently, these assets are not available for future spending. Although the investment in capital assets is reported net of debt, it should be noted that the resources needed to repay this debt must be provided from other sources since capital assets themselves cannot be used to liquidate these liabilities.

The Town has chosen to account for its water, sewer and refuse operations in a single enterprise fund which is shown as Business Activities.

The following table summarizes the Town's governmental and business-type net position as of December 31, 2024 and 2023:

TOWN OF HAYDEN, COLORADO Statement of Net Position

	Governmental activities		Business-type activities		Combined Total	
	12/31/24	12/31/23	12/31/24	12/31/23	12/31/24	12/31/23
Current and other assets	\$ 6,972,828	\$ 7,112,978	\$ 1,180,739	\$ 723,764	\$ 8,153,567	\$ 7,836,742
Capital assets	32,807,053	23,715,508	13,118,041	13,753,952	45,925,094	37,469,460
Total assets	39,779,881	30,828,486	14,298,780	14,477,716	54,078,661	45,306,202
Long-term liabilities outstanding	6,542,405	5,173,165	1,719,974	1,841,568	8,262,379	7,014,733
Other liabilities	551,918	2,455,970	220,943	148,451	772,861	2,604,421
Total liabilities	7,094,323	7,629,135	1,940,917	1,990,019	9,035,240	9,619,154
Deferred inflows of resources	1,710,589	1,838,081	-	-	1,710,589	1,838,081
Net position:						
Net investment in capital assets	26,595,233	18,798,344	11,540,194	12,035,888	38,135,427	30,834,232
Restricted	1,532,057	766,182	235,000	235,000	1,767,057	1,001,182
Unrestricted	2,847,679	1,796,744	582,669	216,809	3,430,348	2,013,553
Total net position	\$ 30,974,969	\$ 21,361,270	\$ 12,357,863	\$ 12,487,697	\$ 43,332,832	\$ 33,848,967

An additional portion of net position, \$1,767,057 represents resources that are subject to external restrictions on how they may be used. The remaining balance of unrestricted net position, \$3,430,348 (7.9% of total net position), may be used to meet the government's ongoing obligations to citizens and creditors.

Governmental Activities

The cost of all Governmental activities this year was \$6,444,151. As shown in the Changes in Net Position statement below, \$415,628 of this cost was paid for by those who directly benefited from the programs. \$7,504,779 was subsidized by grants received from other governmental organizations for both capital and operating activities. Overall governmental program revenues, including intergovernmental aid and fees for services were \$7,920,407. General taxes, other revenues and investment earnings totaled \$8,047,443.

The Town's programs include: General Government, Public Safety, Public Works/Streets, Parks & Recreation, and Economic Development. Each program's revenues and expenses are presented below.

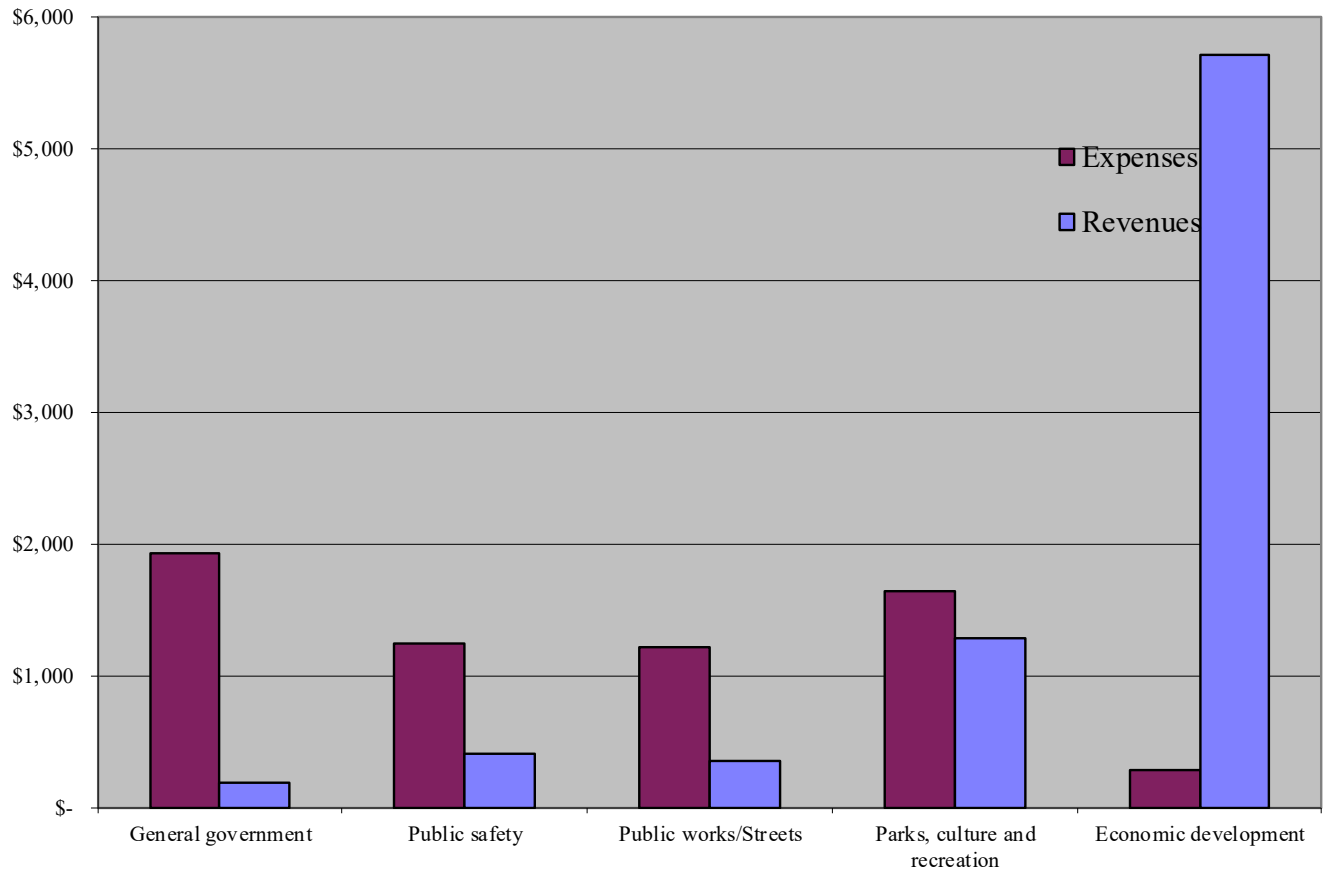
TOWN OF HAYDEN, COLORADO Changes in Net Position

	Governmental activities		Business-type activities		Combined Total	
	12/31/24	12/31/23	12/31/24	12/31/23	12/31/24	12/31/23
Revenues:						
Program revenues:						
Charges for services	\$ 415,628	\$ 254,311	\$ 1,887,109	\$ 1,779,036	\$ 2,302,737	\$ 2,033,347
Operating grants and contributions	461,247	958,905	-	-	461,247	958,905
Capital grants and contributions	7,043,532	7,967,860	549,767	84,820	7,593,299	8,052,680
General revenues:						
Taxes	6,728,201	4,954,373	-	-	6,728,201	4,954,373
Investment earnings	66,897	86,702	-	-	66,897	86,702
Other revenue	1,252,345	664,386	-	-	1,252,345	664,386
Total revenues	15,967,850	14,886,537	2,436,876	1,863,856	18,404,726	16,750,393
Expenses:						
General government	1,927,170	1,772,419	-	-	1,927,170	1,772,419
Public safety	1,238,854	1,203,879	-	-	1,238,854	1,203,879
Public works/Streets	1,205,534	1,215,409	-	-	1,205,534	1,215,409
Parks, culture and recreation	1,641,822	1,251,212	-	-	1,641,822	1,251,212
Economic development	276,180	103,933	-	-	276,180	103,933
Interest on long-term debt	154,591	148,234	-	-	154,591	148,234
Water	-	-	1,441,940	1,345,457	1,441,940	1,345,457
Sewer	-	-	700,958	633,351	700,958	633,351
Refuse	-	-	333,812	315,350	333,812	315,350
Total expenses	6,444,151	5,695,086	2,476,710	2,294,158	8,920,861	7,989,244
Increase (Decrease) in net assets before transfers	9,523,699	9,191,451	(39,834)	(430,302)	9,483,865	8,761,149
Transfers	90,000	-	(90,000)	-	-	-
Net position, beginning	21,361,270	12,169,819	12,487,697	12,917,999	33,848,967	25,087,818
Net position, ending	\$ 30,974,969	\$ 21,361,270	\$ 12,357,863	\$ 12,487,697	\$ 43,332,832	\$ 33,848,967

Total resources available during the year to finance governmental operations were \$37.3 million consisting of Net position at January 1, 2024 of \$21.1 million, program revenues of \$7,920,407 and General Revenues of \$8,047,443. Total Governmental Activity expenses, including depreciation of \$867,608 were \$6,444,151; transfers in were \$90,000, thus Governmental Net Position was increased by \$9,613,699 to \$30,974,969. The most significant reason for the increase is due to capital grants and contributions received during the year.

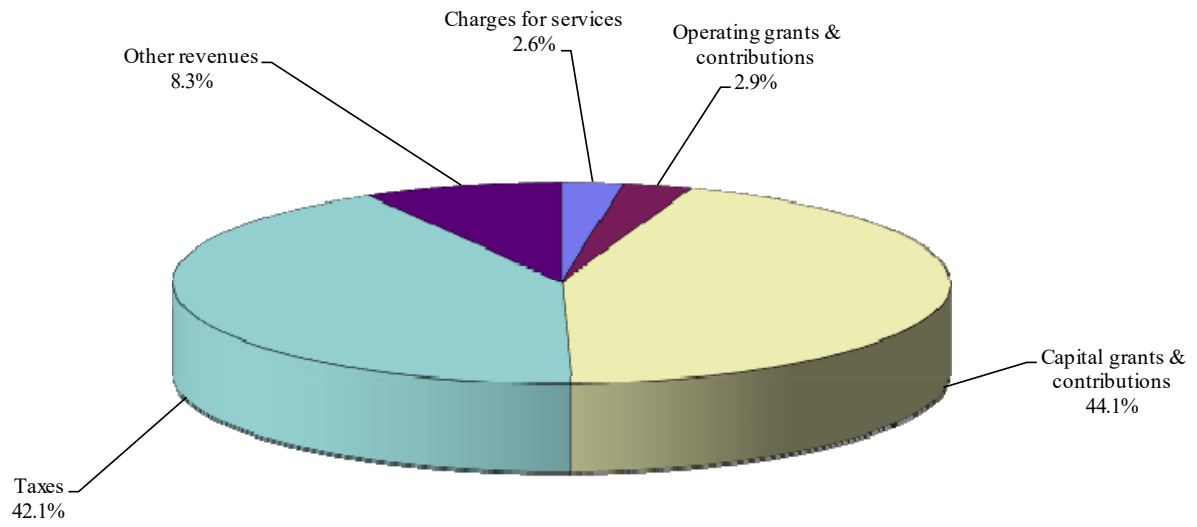
The following graph compares program expenses to program revenues (charges for services and grants):

Expenses and Program Revenues - Governmental Activities
(in Thousands)



Revenues reported above include charges for services and grant revenues directly related to the respective programs. As noted in the chart below, these revenues make up 2.6% and 47% of the Town's total governmental revenues for the current year. Shortfalls are made up by taxes and other revenues.

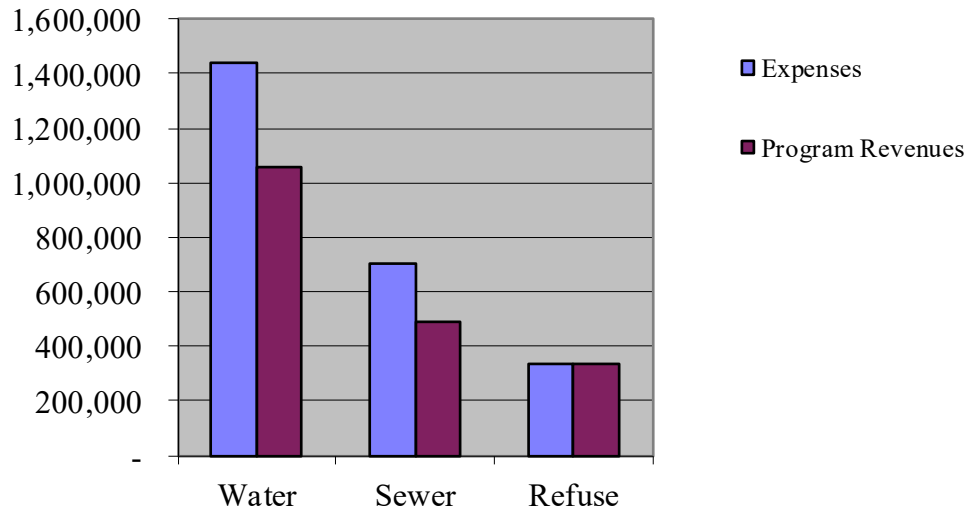
Revenue By Source - Governmental Activities



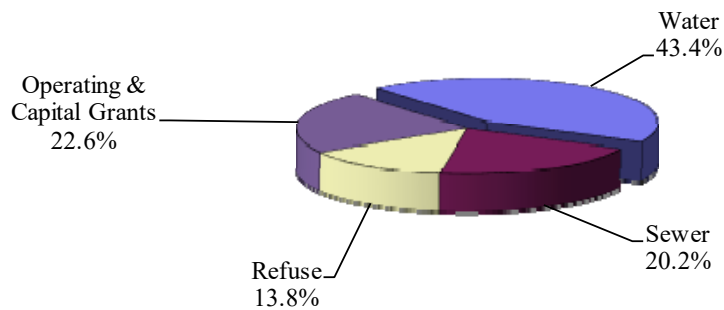
Business Type Activities

Net position of the Business Type activities at December 31, 2024, as reflected in the Statement of Net Position was \$12,357,863. The cost of providing all Proprietary (Business Type) activities this year was \$2,476,710. As shown in the statement of Changes in Net Position, the amounts paid by users of the system were \$1,887,109 and there was \$549,767 subsidized by capital grants and contributions. The Net Position decreased by (\$129,834).

Expenses and Program Revenues - Business-type Activities



Revenue By Source - Business-type Activities



Financial Analysis of the Government’s Funds

As noted earlier, the Town uses fund accounting to ensure and demonstrate compliance with finance-related legal requirements.

Governmental funds: The focus of the Town’s governmental funds is to provide information on near-term inflows, outflows, and balances of spendable resources. Such information is useful in assessing the Town’s financing requirements. In particular, unassigned fund balance may serve as a useful measure of a government’s net resources available for spending at the end of the fiscal year.

As of the end of the current fiscal year, the Town’s governmental funds reported combined ending fund balances of \$4,644,214 which is an increase of \$2,093,282 in comparison with the prior year. The increase is mainly due to an increase in intergovernmental revenues and building material tax from the prior year. Unassigned fund balance of \$1,563,870, which is available for spending at the government’s discretion is approximately 33.6% of the total fund balance. \$263,648 is committed for future capital outlay and \$635 for economic development. The assigned fund balance is \$1,284,005. \$404,020 for debt services, 879,985 for capital outlay. The remainder of fund balance is restricted to indicate that it is not available for new spending because it has already been set aside to pay for emergency reserves (TABOR) \$520,197, for debt service of \$513,021, for public safety of \$405,378 and for parks and recreation of \$93,461.

The Town has four major governmental funds.

The General Fund, which is the primary operating fund for the Town reported unassigned fund balance of \$1,754,769. As a measure of the General fund’s liquidity, it may be useful to compare both unassigned fund balance and total fund balance to total fund expenditures. Total unassigned fund balance represents 64% and total fund balance represents 44% of total General fund expenditures. The fund balance of the Town’s General fund increased by \$1,087,761 for the year ended December 31, 2024. General fund revenues increased by \$1,095,317 compared to the prior year. The increase was mainly due to an increase in taxes of \$1,655,123.

The Capital Improvements Fund had an ending fund balance at December 31, 2024 of \$499,820. This was an increase of \$432,450. The increase was attributable to a \$3.3 million transfer since expenditure exceeded revenues by \$2.8 million.

The Northwest GID Fund had an ending fund balance at December 31, 2024 of \$380,165. This was an increase of \$380,165. The increase was attributable to bond proceeds and the sale of industrial park lots.

The Debt service Fund had a fund balance of \$917,041 at December 31, 2024. \$513,021 is restricted for debt services and \$404,020 is assigned for debt services. Debt service fund revenues and expenditure were consistent with the prior year.

Proprietary funds: The Town’s proprietary funds provide the same type of information found in the government-wide financial statements, but in more detail. Net position and changes in net position for the year-ended December 31, 2024 and 2023 for the Town’s enterprise fund (Water-Sewer-Refuse) are as follows:

	2024	2023
Unrestricted net position	\$ 582,669	\$ 216,809
Total net position	12,357,863	12,487,697
Change in net position	(129,834)	(430,302)

The main reason for the decrease in net position was due to a decrease in grants received compared to the prior year as well as an increase in water expenses. The proprietary fund unrestricted balance at December 31, 2024 equals 23.7% of the annual operating expenses.

Budgetary Highlights

General fund revenues of \$6,256,161 were less than budgeted revenues of by \$187,795. Actual expenditures of \$3,960,927 were less than budgeted expenditures by \$184,346.

CAPITAL ASSET AND DEBT ADMINISTRATION

Capital Assets

The capital assets of the Town are those assets that are used in performance of Town functions including infrastructure assets. Capital Assets include equipment, buildings, land, system improvements, park facilities and roads. At the end of 2024, net capital assets of the government activities totaled \$32 million and the net capital assets of the business-type activities totaled \$13.1 million. Depreciation on capital assets for both government activities and business-type activities is recognized in the Government-Wide financial statements. (See note 6 to the financial statements for additional details.)

Debt

At year-end, the Town had \$6.5 million in governmental type debt, and \$1.7 million in proprietary debt. During 2024, the Town's total debt increased by \$1.2 million as a result of a new loan with Valley Bank. on debts. Debt per capita based on an estimated population of 2,000 is \$4,131.

NEXT YEAR'S BUDGET AND ECONOMIC FACTORS

In consideration of the 2025 budget, the Town Council worked on a strategic plan that prioritized the monies in the Town budget. The Council illustrated six categories to focus on over the next 2 years (2025 and 2026) with 8 overall goals which were: Maintain Stable and Growing Revenues for the Town; Continue Economic Diversification Efforts; Ensure that Hayden Stays Attainable; be Sure Hayden is Not Solely Dependent on Coal or Tourism; Maintain Strong Special Districts; Pursue a Hotel/Motel Property for the Community; Continue to Focus on the Airport Access Road; and Ensure that Hayden's Infrastructure is Well Maintained and Capital Planning is Strong.

CONTACTING THE TOWN'S FINANCIAL MANAGEMENT

This financial report is designed to provide our citizens, taxpayers, customers, investors and creditors with a general overview of the Town's finances and to show the Town's accountability for the money it receives. If you have questions about this report or need additional financial information, contact the Town Manager or Town Clerk, P.O. Box 190, Hayden, Colorado 81639 or call (970) 276-3741.

BASIC FINANCIAL STATEMENTS

TOWN OF HAYDEN, COLORADO
Statement of Net Position
December 31, 2024

	Governmental Activities	Business-type Activities	Total
Assets			
Cash and cash equivalents	\$ 3,666,969	\$ 581,539	\$ 4,248,508
Receivables (net of allowance)	3,305,769	157,766	3,463,535
Prepaid expenses	90	-	90
Restricted assets:			
Cash and cash equivalents	-	441,434	441,434
Capital assets (net of accumulated depreciation and amortization):			
Land	2,874,356	340,273	3,214,629
Construction in progress	10,107,728	-	10,107,728
Buildings	10,554,525	-	10,554,525
System improvements	-	12,551,108	12,551,108
Furniture, equipment & vehicles	587,006	59,026	646,032
Right-to-use leased equipment	253,619	167,634	421,253
Infrastructure/roads	8,429,819	-	8,429,819
Total assets	<u>39,779,881</u>	<u>14,298,780</u>	<u>54,078,661</u>
Liabilities			
Accounts payable and other current liabilities	510,129	195,686	705,815
Interest payable	13,893	2,791	16,684
Retainage payable	-	22,466	22,466
Unearned revenue	27,896	-	27,896
Noncurrent liabilities:			
Due within one year	835,929	284,846	1,120,775
Due in more than one year	5,706,476	1,435,128	7,141,604
Total liabilities	<u>7,094,323</u>	<u>1,940,917</u>	<u>9,035,240</u>
Deferred Inflows of Resources			
Deferred revenue - property taxes	<u>1,710,589</u>	<u>-</u>	<u>1,710,589</u>
Net Position			
Net investment in capital assets	26,595,233	11,540,194	38,135,427
Restricted for:			
Emergencies	520,197	-	520,197
Public safety	405,378	-	405,378
Parks and recreation	93,461	-	93,461
Debt service	513,021	-	513,021
Operations and maintenance	-	235,000	235,000
Unrestricted	<u>2,847,679</u>	<u>582,669</u>	<u>3,430,348</u>
Total Net Position	<u>\$ 30,974,969</u>	<u>\$ 12,357,863</u>	<u>\$ 43,332,832</u>

The accompanying notes are an integral part of the financial statements.

TOWN OF HAYDEN, COLORADO
Statement of Activities
For the Year Ended December 31, 2024

Functions/Programs	Expenses	Program Revenues			Net (Expense) Revenue and Changes in Net Position		
		Charges for Services	Operating Grants & Contributions	Capital Grants & Contributions	Governmental Activities	Business-type Activities	Total
Governmental activities:							
General government	\$ 1,927,170	\$ 100,109	\$ -	\$ 80,000	\$ (1,747,061)	\$ -	\$ (1,747,061)
Public safety	1,238,854	83,923	318,553	-	(836,378)	-	(836,378)
Public works/Streets	1,205,534	-	78,886	270,390	(856,258)	-	(856,258)
Parks, culture and recreation	1,641,822	231,596	49,686	1,003,155	(357,385)	-	(357,385)
Economic development	276,180	-	14,122	5,689,987	5,427,929	-	5,427,929
Interest on long-term debt	154,591	-	-	-	(154,591)	-	(154,591)
Total governmental activities	6,444,151	415,628	461,247	7,043,532	1,476,256	-	1,476,256
Business-type activities:							
Water	1,441,940	1,057,866	-	313,147	-	(70,929)	(70,929)
Sewer	700,958	493,392	-	236,620	-	29,054	29,054
Refuse	333,810	335,851	-	-	-	2,041	2,041
Total business-type activities	2,476,708	1,887,109	-	549,767	-	(39,834)	(39,834)
Total Primary Government	8,920,859	2,302,737	461,247	7,593,299	1,476,256	(39,834)	1,436,422
General Revenues:							
Taxes:							
Property tax					1,791,170	-	1,791,170
Sales tax					2,825,813	-	2,825,813
Vehicle rental tax					386,441	-	386,441
Other taxes					1,594,285	-	1,594,285
Franchise tax					130,492	-	130,492
Unrestricted investment earnings					66,897	-	66,897
Gain on sale of assets					864,747	-	864,747
Miscellaneous					387,598	-	387,598
Transfers					90,000	(90,000)	-
Total general revenues & transfers					8,137,443	(90,000)	8,047,443
Change in net position					9,613,699	(129,834)	9,483,865
Net position - beginning					21,361,270	12,487,697	33,848,967
Net position - ending					\$ 30,974,969	\$ 12,357,863	\$ 43,332,832

The accompanying notes are an integral part of the financial statements.

TOWN OF HAYDEN, COLORADO
Balance Sheet
Governmental Funds
December 31, 2024

	General Fund	Capital Improvements Fund	Northwest Colorado GID Fund	Debt Service Fund	Non-major Funds	Total Governmental Funds
Assets						
Cash and cash equivalents	\$ 1,286,823	\$ -	\$ 960,006	\$ 913,511	\$ 506,629	\$ 3,666,969
Receivables, net:						
Property taxes receivable	1,062,969	-	50	653,283	-	1,716,302
Accounts receivable	56,575	-	-	-	-	56,575
Other receivable	48,323	947,532	-	-	13,172	1,009,027
Intergovernmental	353,284	-	-	3,530	167,051	523,865
Due from other funds	1,036,525	-	-	-	-	1,036,525
Prepaid items	90	-	-	-	-	90
Total assets	<u>\$ 3,844,589</u>	<u>\$ 947,532</u>	<u>\$ 960,056</u>	<u>\$ 1,570,324</u>	<u>\$ 686,852</u>	<u>\$ 8,009,353</u>
Liabilities						
Accounts payable	\$ 65,501	\$ 219,592	\$ -	\$ -	\$ 2,083	\$ 287,176
Accrued wages and benefits	118,260	-	-	-	11,985	130,245
Accrued liabilities	15,321	-	-	-	-	15,321
Retainage payable	-	27,751	-	-	-	27,751
Deposits payable	49,636	-	-	-	-	49,636
Due to other funds	-	172,473	579,841	-	284,211	1,036,525
Unearned revenue	-	27,896	-	-	-	27,896
Total liabilities	<u>248,718</u>	<u>447,712</u>	<u>579,841</u>	<u>-</u>	<u>298,279</u>	<u>1,574,550</u>
Deferred Inflows of Resources						
Unavailable revenue - property taxes	1,057,256	-	50	653,283	-	1,710,589
Unavailable revenue - intergovernmental	-	-	-	-	80,000	80,000
Total deferred inflows of resources	<u>1,057,256</u>	<u>-</u>	<u>50</u>	<u>653,283</u>	<u>80,000</u>	<u>1,790,589</u>
Fund Balances						
Restricted for:						
Parks and recreation	-	-	-	-	93,461	93,461
Public safety	-	-	-	-	405,378	405,378
Debt services	-	-	-	513,021	-	513,021
Emergencies	520,197	-	-	-	-	520,197
Committed to:						
Capital outlay	263,649	-	-	-	-	263,649
Economic development	-	-	-	-	633	633
Assigned to:						
Capital outlay	-	499,820	380,165	-	-	879,985
Debt services	-	-	-	404,020	-	404,020
Unassigned	1,754,769	-	-	-	(190,899)	1,563,870
Total fund balances	<u>2,538,615</u>	<u>499,820</u>	<u>380,165</u>	<u>917,041</u>	<u>308,573</u>	<u>4,644,214</u>
Total liabilities, deferred inflows of resources, and fund balances	<u>\$ 3,844,589</u>	<u>\$ 947,532</u>	<u>\$ 960,056</u>	<u>\$ 1,570,324</u>	<u>\$ 686,852</u>	<u>\$ 8,009,353</u>

The accompanying notes are an integral part of the financial statements.

TOWN OF HAYDEN, COLORADO
Reconciliation of the Balance Sheet of Governmental Funds
to the Statement of Net Position
December 31, 2024

Total fund balances - governmental funds \$ 4,644,214

Amounts reported for governmental activities in the statement of net position are different because:

Capital assets used in governmental activities are not financial resources and therefore, are not reported in the funds.

Governmental capital assets	43,170,565	
Accumulated depreciation and amortization	(10,363,512)	
		32,807,053

Deferred inflows of resources represent amount that are not available to pay for current expenditures and, therefore, are not reported in the governmental funds.

80,000

Long-term liabilities, are not due and payable in the current period and therefore are not reported in the funds.

Leases payable	(282,501)	
Notes payable	(458,625)	
General obligation bond	(3,969,500)	
Sales Tax bond	(1,501,194)	
Interest payable	(13,893)	
Compensated absences	(330,585)	
		(6,556,298)

Total net position - governmental activities	\$ 30,974,969
--	---------------

The accompanying notes are an integral part of the financial statements.

TOWN OF HAYDEN, COLORADO
Statement of Revenues, Expenditures, and Changes in
Fund Balances - Governmental Funds
For the Year Ended December 31, 2024

REVENUES	General Fund	Capital Improvements Fund	Northwest Colorado GID Fund	Debt Service Fund	Non-major Funds	Total Governmental Funds
Taxes	\$ 5,305,864	\$ -	\$ -	\$ 674,216	\$ 567,249	\$ 6,547,329
Licenses and permits	37,584	-	-	-	-	37,584
Intergovernmental	554,255	7,232,471	-	-	74,007	7,860,733
Fines and forfeitures	83,923	-	51	-	-	83,974
Charges for services	72,211	-	-	-	231,596	303,807
Interest revenue	55,184	-	10,008	1,705	-	66,897
Other revenues	147,140	-	-	-	259,707	406,847
Total Revenues	<u>6,256,161</u>	<u>7,232,471</u>	<u>10,059</u>	<u>675,921</u>	<u>1,132,559</u>	<u>15,307,171</u>
EXPENDITURES						
Current:						
General government	1,533,956	-	-	12,710	151,778	1,698,444
Public safety	1,079,627	-	-	-	75,474	1,155,101
Public works/streets	779,491	-	-	-	-	779,491
Parks, culture and recreation	389,259	-	-	-	971,024	1,360,283
Economic development	10	-	-	-	107,360	107,370
Capital outlay	-	10,118,303	-	-	26,000	10,144,303
Debt Service:						
Principal	155,702	-	-	305,943	43,949	505,594
Interest and fiscal charges	22,882	-	23,485	106,171	3,983	156,521
Bond issuance costs	-	-	179,131	-	-	179,131
Total Expenditures	<u>3,960,927</u>	<u>10,118,303</u>	<u>202,616</u>	<u>424,824</u>	<u>1,379,568</u>	<u>16,086,238</u>
Excess of Revenues						
Over (Under) Expenditures	2,295,234	(2,885,832)	(192,557)	251,097	(247,009)	(779,067)
Other Financing Sources (Uses):						
Bond Proceeds	-	-	1,800,000	-	-	1,800,000
Sale of capital assets	-	-	982,349	-	-	982,349
Transfers in	90,000	3,318,282	-	102,010	188,818	3,699,110
Transfers out	(1,297,473)	-	(2,209,627)	-	(102,010)	(3,609,110)
Total Other Financing Sources (Uses)	<u>(1,207,473)</u>	<u>3,318,282</u>	<u>572,722</u>	<u>102,010</u>	<u>86,808</u>	<u>2,872,349</u>
Net change in fund balances	1,087,761	432,450	380,165	353,107	(160,201)	2,093,282
Fund balances, beginning of year	<u>1,450,854</u>	<u>67,370</u>	<u>-</u>	<u>563,934</u>	<u>468,774</u>	<u>2,550,932</u>
Fund balances, end of year	<u>\$ 2,538,615</u>	<u>\$ 499,820</u>	<u>\$ 380,165</u>	<u>\$ 917,041</u>	<u>\$ 308,573</u>	<u>\$ 4,644,214</u>

The accompanying notes are an integral part of the financial statements.

TOWN OF HAYDEN, COLORADO
Reconciliation of the Statement of Revenues, Expenditures
and Changes in Fund Balances of Governmental Funds
To the Statement of Activities
For the Year Ended December 31, 2024

Amounts reported for governmental activities in the statement of activities are different because:

Net change in fund balances - total governmental funds		\$ 2,093,282
<p>Governmental funds report capital outlays as expenditures. However, in the statement of activities, the costs of those assets is allocated over their estimated useful lives and reported as depreciation expense. This is the difference between depreciation expense and capital outlays in the current period.</p>		
Capital outlay		10,076,755
Depreciation and amortization expense		<u>(867,608)</u>
		9,209,147
Revenues in the statement of activities that do not provide current financial resources are not reported as revenues in the governmental funds.		(204,068)
Governmental funds report the gross proceeds from the sale of capital assets as revenue. However, in the statement of activities, the gain or loss on the sale of capital assets is reported net of its net book value.		(117,602)
Repayment of long term debt principal is an expenditure in the governmental funds, but the repayment reduces long-term liabilities in the statement of net position.		505,344
Issuance of long-term debt provides current financial resources in the governmental funds but increases long-term liabilities in the statement of net position.		(1,800,000)
Accrued Interest for Long-term debt is not reported as an expenditure for the current period while it is recorded in the statement of activities.		2,180
Compensated absences expenses reported in the statement of activities do not require the use of current financial resources and therefore are not reported as expenditures in governmental funds.		(74,584)
Change in net position of governmental activities		<u><u>\$ 9,613,699</u></u>

The accompanying notes are an integral part of the financial statements.

TOWN OF HAYDEN, COLORADO
Statement of Net Position
Proprietary Funds
December 31, 2024

	Water-Sewer- Refuse
Assets	
Current Assets:	
Cash	\$ 581,539
Receivables (net of allowance)	157,766
Total current assets	739,305
Noncurrent assets:	
Restricted cash and investments	441,434
Land	340,273
Utility systems and improvements	25,766,256
Machinery, equipment and vehicles	418,326
Right-to-use leased equipment	318,505
Accumulated depreciation and amortization	(13,725,319)
Total noncurrent assets	13,559,475
Total Assets	\$ 14,298,780
Liabilities	
Current Liabilities:	
Accounts payable	\$ 115,762
Customer deposits	79,924
Retainage payable	22,466
Interest payable	2,791
Loans payable - current	97,246
Leases payable - current	45,473
Compensated absences - current	142,127
Total current liabilities	505,789
Noncurrent liabilities:	
Long-term debt (net of current portion):	
Loans payable	1,294,354
Leases payable	140,774
Total noncurrent liabilities	1,435,128
Total liabilities	1,940,917
Net Position	
Net investment in capital assets	11,540,194
Restricted operations and maintenance reserve	235,000
Unrestricted	582,669
Total net position	\$ 12,357,863

The accompanying notes are an integral part of the financial statements.

TOWN OF HAYDEN, COLORADO
Statement of Revenues, Expenses, and Changes in Net Position
Proprietary Funds
For the Year Ended December 31, 2024

	Water-Sewer- Refuse
Operating Revenues	
Charges for services:	
Water	\$ 1,048,652
Sewer	493,392
Refuse	335,851
Other revenues	9,214
Total operating revenues	1,887,109
Operating Expenses	
Water	850,015
Sewer	568,656
Refuse	333,810
Depreciation and amortization	704,096
Total operating expenses	2,456,577
Operating income (loss)	(569,468)
Non-Operating Revenues (Expenses)	
Interest expense and fiscal charges	(20,133)
Connection and tap fees	549,767
Total non-operating revenue (expense)	529,634
Income (loss) before contributions and transfers	(39,834)
Contributions and Transfers:	
Transfers out	(90,000)
Change in net position	(129,834)
Net position, beginning of year	12,487,697
Net position, end of year	\$ 12,357,863

The accompanying notes are an integral part of the financial statements.

TOWN OF HAYDEN, COLORADO
Statement of Cash Flows – Proprietary Funds
For the Year Ended December 31, 2024

	Water-Sewer- Refuse
Cash Flows From Operating Activities:	
Cash received from customers, service fees	\$ 1,874,069
Cash received from customers, other	9,573
Cash paid to suppliers	(862,115)
Cash paid to employees	(799,612)
Net cash flows from operating activities	221,915
Cash Flows From Capital and Related Financing Activities:	
Purchase of capital assets	(68,184)
Principal paid on long-term debt	(140,217)
Interest paid	(20,133)
Connection and tap fees	549,767
Net cash flows from capital and related financing activities	321,233
Net change in cash and cash equivalents	453,148
Cash and cash equivalents, beginning of year	569,825
Cash and Cash Equivalents, End of Year	\$ 1,022,973
Reconciliation of operating income to net cash provided by operating activities:	
Net operating income/(loss)	\$ (569,468)
Adjustments to reconcile net income/(loss) to net cash provided by operating activities:	
Depreciation/amortization	704,096
Changes in operating assets and liabilities:	
(Increase)/decrease in receivables	(3,826)
Increase/(decrease) in payables	70,495
Increase/(decrease) in accrued liabilities & deposits	20,259
Increase/(decrease) in deposits	359
Net cash flows from operating activities	\$ 221,915

The accompanying notes are an integral part of the financial statements.

TOWN OF HAYDEN, COLORADO
Notes to the Financial Statements
December 31, 2024

Note 1. Summary of Significant Accounting Policies

Description of Government-Wide Financial Statements

The government-wide financial statements (i.e., the statement of net position and the statement of activities) report information on all of the nonfiduciary activities of the primary government and its component units. All fiduciary activities are reported only in the fund financial statements. *Governmental activities*, which normally are supported by taxes, intergovernmental revenues, and other nonexchange transactions, are reported separately from *business-type activities*, which rely to a significant extent on fees and charges to external customers for support. Likewise, when applicable, the *primary government* is reported separately from certain legally separate *component units* for which the primary government is financially accountable.

Reporting Entity

The Town of Hayden, Colorado (the Town) was incorporated in March 1906 in Routt County. On July 21, 2009, the citizens voted to become a Home Rule Municipality in accordance with Article XX of the Colorado Constitution and the Municipal Home Rule Act of 1971. The Town is governed by a Town Council consisting of six council members and one mayor elected at-large. The accompanying financial statements present the government and its component units, entities for which the government is considered to be financially accountable. Blended component units are, in substance, part of the primary government's operations, even though they are legally separate entities. Thus, blended component units are appropriately presented as funds of the primary government. Each discretely presented component unit is reported in a separate column in the government-wide financial statements to emphasize that it is both legally and substantively separate from the government.

Northwest Colorado General Improvement District (GID). The Northwest Colorado GID serves the owners within the General Improvement District and is governed by a board of directors composed of the Town of Hayden's elected Town Council. The rates for user charges and bond issuance authorizations are approved by the GID Board of Directors, which is legally obligated to provide resources in case there are deficiencies in debt service payments and resources are not available from any other remedies. The GID is reported as a capital project fund of the Town and does not issue separate financial statements.

Basis of Presentation – Government-Wide Financial Statements

While separate government-wide and fund financial statements are presented, they are interrelated. The governmental activities column incorporates data from governmental funds while business-type activities incorporate data from the government's enterprise funds. Separate financial statements are provided for governmental funds and proprietary funds.

As a general rule, the effect of interfund activity has been eliminated from the government-wide financial statements.

TOWN OF HAYDEN, COLORADO
Notes to the Financial Statements
December 31, 2024

Note 1. Summary of Significant Accounting Policies, Continued

Basis of Presentation – Fund Financial Statements

The fund financial statements provide information about the government’s funds. Separate statements for each fund category—governmental and proprietary—are presented. The emphasis of fund financial statements is on major governmental and enterprise funds, each displayed in a separate column. All remaining governmental and enterprise funds are aggregated and reported as nonmajor funds. Major individual governmental and enterprise funds are reported as separate columns in the fund financial statements.

The Town reports the following major governmental funds:

The **General Fund** is the Town’s primary operating fund. It accounts for all financial resources of the general government, except for those required to be accounted for in another fund.

The **Capital Improvements Fund** is used to account for the acquisition and construction of major capital facilities and improvements.

The **Northwest Colorado General Improvement District (GID)** is used to account for the activities of Northwest Colorado Business Park including construction and development of the business park.

The **Debt Service Fund** is used to account for the accumulation of resources and payment of general obligation bond principal and interest from governmental resources when the government is obligated in some manner for the payment.

The Town reports the following major enterprise fund:

The **Water-Sewer-Refuse Fund** accounts for the activities related to the Town’s water wells, treatment facilities and distribution operations, sewer collection and treatment operations and refuse collection services.

During the course of operations the government has activity between funds for various purposes. Any residual balances outstanding at year end are reported as due from/to other funds and advances to/from other funds. While these balances are reported in fund financial statements, certain eliminations are made in the preparation of the government-wide financial statements. Balances between the funds included in governmental activities (i.e., the governmental funds) are eliminated so that only the net amount is included as internal balances in the governmental activities column. Similarly, balances between the funds included in business-type activities (i.e., the enterprise funds) are eliminated so that only the net amount is included as internal balances in the business-type activities column.

Further, certain activity occurs during the year involving transfers of resources between funds. In fund financial statements these amounts are reported at gross amounts as transfers in/out. While reported in fund financial statements, certain eliminations are made in the preparation of the government-wide financial statements. Transfers between the funds included in governmental activities are eliminated so that only the net amount is included as transfers in the governmental activities column. Similarly, balances between the funds included in business-type activities are eliminated so that only the net amount is included as internal balances in the business-type activities column.

TOWN OF HAYDEN, COLORADO
Notes to the Financial Statements
December 31, 2024

Note 1. Summary of Significant Accounting Policies, Continued

Measurement Focus and Basis of Accounting

The accounting and financial reporting treatment is determined by the applicable measurement focus and basis of accounting. Measurement focus indicates the type of resources being measured such as *current financial resources* or *economic resources*. The basis of accounting indicates the timing of transactions or events for recognition in the financial statements.

The government-wide financial statements are reported using the *economic resources measurement focus* and the *accrual basis of accounting*. Revenues are recorded when earned and expenses are recorded when a liability is incurred, regardless of the timing of related cash flows. Property taxes are recognized as revenues in the year for which they are levied. Grants and similar items are recognized as revenue as soon as all eligibility requirements imposed by the provider have been met.

The governmental fund financial statements are reported using the *current financial resources measurement focus* and *the modified accrual basis of accounting*. Revenues are recognized as soon as they are both measurable and available. Revenues are considered to be available when they are collectible within the current period or soon enough thereafter to pay liabilities of the current period. For this purpose, the government considers revenues to be available if they are collected within 60 days of the end of the current fiscal period. Expenditures generally are recorded when a liability is incurred, as under accrual accounting. However, debt service expenditures on general long-term debt, including lease liabilities, as well as expenditures related to compensated absences, and claims and judgments, postemployment benefits are recognized later based on specific accounting rules applicable to each, generally when payment is due. General capital asset acquisitions, including entering into contracts giving the Town the right to use leased assets, are reported as expenditures in governmental funds. Issuance of long-term debt and financing through leases are reported as other financing sources.

Property taxes, sales taxes, franchise taxes, other taxes, and interest associated with the current fiscal period are all considered to be susceptible to accrual and so have been recognized as revenues of the current fiscal period. Entitlements are recorded as revenues when all eligibility requirements are met, including any time requirements, and the amount is received during the period or within the availability period for this revenue source (within 60 days of yearend). Expenditure-driven grants are recognized as revenue when the qualifying expenditures have been incurred and all other eligibility requirements have been met, and the amount is received during the period or within the availability period for this revenue source (within 60 days of yearend). All other revenue items are considered to be measurable and available only when cash is received by the government.

The proprietary funds are reported using the *economic resources measurement focus* and the *accrual basis of accounting*.

TOWN OF HAYDEN, COLORADO
Notes to the Financial Statements
December 31, 2024

Note 1. Summary of Significant Accounting Policies, Continued

Assets, Liabilities, Deferred Outflows/Inflows of Resources, and Net Position/Fund Balance

Cash and cash equivalents

The Town pools cash resources of its various funds in order to facilitate the management of cash. The Town's cash and cash equivalents are considered to be cash-on-hand, demand deposits and short-term investments with original maturities of three months or less from the date of acquisition for purposes of this note and the statement of cash flows.

Receivables and Payables

Activities between funds that are representative of lending/borrowing arrangements outstanding at the end of the fiscal year are referred to as "due to" or "due from other funds. All trade accounts receivable in the enterprise funds are normally shown net of an allowance for uncollectible accounts. However, due to the nature of the accounts receivable in both the enterprise funds and governmental funds, management does not consider an allowance for uncollectible accounts receivable necessary or material. Therefore, no allowance for uncollectible accounts receivable is presented.

Inventories

The costs of governmental fund-type inventories are recorded as expenditures when purchased rather than when consumed. Inventories for business type activities consist of various parts and supplies and are valued at cost using the first-in/first-out (FIFO) method. However, the total cost of inventory on hand is deemed immaterial and has not been recorded in the financial statements.

Capital Assets

Capital assets are tangible and intangible assets, which include; property, plant, equipment, and infrastructure assets (e.g., roads, bridges, sidewalks, and similar items), are reported in the applicable governmental or business-type activity columns in the government-wide financial statements. Capital assets are defined by the Town as assets with an individual cost of more than \$2,500 and an estimated useful life of one year or more. Such assets are recorded at historical cost or estimated historical cost if purchased or constructed (except for intangible right-to-use lease assets). Donated capital assets are recorded at estimated fair market value at the date of donation. The costs of normal maintenance and repairs that do not add to the value of the asset or materially extend assets lives are not capitalized. Interest incurred during the construction phase of capital assets of business-type activities is included as part of the capitalized value of the assets constructed.

Property, plant and equipment are depreciated using the straight-line method over the following estimated useful lives:

Building and improvements	15 to 40 years
Utility systems and improvements	10 to 40 years
Furniture, equipment and vehicles	3 to 10 years
Right-to-use leased equipment	3 to 10 years
Infrastructure - Streets and sidewalks	10 to 50 years

TOWN OF HAYDEN, COLORADO
Notes to the Financial Statements
December 31, 2024

Note 1. Summary of Significant Accounting Policies, Continued

Deferred outflows/inflows of resources

In addition to assets, the statement of financial position will sometimes report a separate section for deferred outflows of resources. This separate financial statement element, *deferred outflows of resources*, represents a consumption of net position that applies to a future period(s) and so will *not* be recognized as an outflow of resources (expense/ expenditure) until then. The Town has no items that qualify for reporting in this category.

In addition to liabilities, the statement of financial position will sometimes report a separate section for deferred inflows of resources. This separate financial statement element, *deferred inflows of resources*, represents an acquisition of net position that applies to a future period(s) and so will not be recognized as an inflow of resources (revenue) until that time. The Town has two items, which arises under a modified accrual basis of accounting, that qualifies for reporting in this category. Accordingly, the item, *unavailable revenue – property taxes*, is reported in both the governmental funds balance sheet and the statement of net position. The item, *unavailable revenue – grants*, is reported in the governmental funds balance sheet. These amounts are deferred and recognized as an inflow of resources in the period that the amounts become available.

Net position flow assumption

Sometimes the Town will fund outlays for a particular purpose from both restricted (e.g., restricted bond or grant proceeds) and unrestricted resources. In order to calculate the amounts to report as restricted – net position and unrestricted – net position in the government-wide and proprietary fund financial statements, a flow assumption must be made about the order in which the resources are considered to be applied. It is the Town’s policy to consider restricted – net position to have been depleted before unrestricted – net position is applied.

Fund balance flow assumptions

Sometimes the Town will fund outlays for a particular purpose from both restricted and unrestricted resources (the total of committed, assigned, and unassigned fund balance). In order to calculate the amounts to report as restricted, committed, assigned, and unassigned fund balance in the governmental fund financial statements a flow assumption must be made about the order in which the resources are considered to be applied. It is the Town’s policy to consider restricted fund balance to have been depleted before using any of the components of unrestricted fund balance. Further, when the components of unrestricted fund balance can be used for the same purpose, committed fund balance is depleted first, followed by assigned fund balance. Unassigned fund balance is applied last.

Fund balance policies

Fund balance of governmental funds is reported in various categories based on the nature of any limitations requiring the use of resources for specific purposes. The government itself can establish limitations on the use of resources through either a commitment (committed fund balance) or an assignment (assigned fund balance).

TOWN OF HAYDEN, COLORADO
Notes to the Financial Statements
December 31, 2024

Note 1. Summary of Significant Accounting Policies, Continued

The committed fund balance classification includes amounts that can be used only for the specific purposes determined by a formal action of the government's highest level of decision-making authority. The Town Council is the highest level of decision-making authority for the Town that can, by adoption of an ordinance prior to the end of the fiscal year, commit fund balance. Once adopted, the limitation imposed by the ordinance remains in place until a similar action is taken (the adoption of another ordinance) to remove or revise the limitation.

Amounts in the assigned fund balance classification are intended to be used by the Town for specific purposes but do not meet the criteria to be classified as committed. The Town Manager is authorized to assign amounts to a specific purpose in accordance with the Town's budget policy. The Town Council may also assign fund balance as it does when appropriating fund balance to cover a gap between estimated revenue and appropriations in the subsequent year's appropriated budget. Unlike commitments, assignments generally only exist temporarily. In other words, an additional action does not normally have to be taken for the removal of an assignment. Conversely, as discussed above, an additional action is essential to either remove or revise a commitment.

Leases and Subscription-Based Information Technology Arrangements

Lessee: The Town is a lessee for a noncancellable lease of solar panels. The Town recognizes a lease liability asset (lease asset) in the government-wide and fund financial statements. The Town recognizes lease liabilities with an initial, individual value of \$2,500 or more.

At the commencement of a lease, the Town initially measures the lease liability at the present value of payments expected to be made during the lease term. Subsequently, the lease liability is reduced by the principal portion of lease payments made. The lease asset is initially measured as the initial amount of the lease liability, adjusted for lease payments made at or before the lease commencement date, plus certain initial direct costs. Subsequently, the lease asset is amortized on a straight-line basis over its useful life.

Key estimates and judgments related to leases include how the Town determines (1) the discount rate it uses to discount the expected lease payments to present value, (2) lease term, and (3) lease payments.

- The Town uses the interest rate charged by the lessor as the discount rate. When the interest rate charged by the lessor is not provided, the Town generally uses its estimated incremental borrowing rate as the discount rate for leases.
- The lease term includes the noncancellable period of the lease. Lease payments included in the measurement of the lease liability are composed of fixed payments and purchase option price that the Town is reasonably certain to exercise.

The Town monitors changes in circumstances that would require a remeasurement of its lease and will remeasure the lease asset and liability if certain changes occur that are expected to significantly affect the amount of the lease liability.

Lease assets are reported with other capital assets and lease liabilities are reported with long-term debt on the statement of net position.

TOWN OF HAYDEN, COLORADO
Notes to the Financial Statements
December 31, 2024

Note 1. Summary of Significant Accounting Policies, Continued

Revenues and expenditures/expenses

Program revenues

Amounts reported as program revenues include 1) charges to customers or applicants who purchase, use, or directly benefit from goods, services, or privileges provided by a given function or segment and 2) grants and contributions (including special assessments) that are restricted to meeting the operational or capital requirements of a particular function or segment. All taxes, including those dedicated for specific purposes, and other internally dedicated resources are reported as general revenues rather than as program revenues.

Property Taxes

Property tax revenues are recognized as revenues in the year collected or if collected within 60 days thereafter unless they are prepaid. Property taxes levied in the current year and not collected within 60 days of year-end are not deemed available to pay current liabilities and therefore the receivable is recorded as unavailable revenue in the governmental funds. Property taxes for the current year are levied by the County and attach as a lien on property the following January 1. They are payable in full by April 30 or in two equal installments due February 28 and June 15. The County also levies various personal property taxes during the year.

Compensated Absences

It is the Town's policy to permit employees to accumulate earned but unused vacation time, compensatory time, and sick leave. Accumulated vacation is maximized at 240 hours, accumulated compensatory time is maximized at 80 hours, and accumulated sick leave is maximized at 480 hours. After five years of service and upon termination, sick leave may be converted at a rate of 8 hours for every 24 hours accumulated with a maximum of 80 hours.

For governmental funds, amounts of vested or accumulated vacation and sick leave that are not expected to be liquidated with expendable available financial resources are reported as liabilities in the government-wide statement of net position and as expenses in the government-wide statement of activities. No expenditures are reported for these amounts in the fund financial statements. Vested or accumulated vacation and sick leave in the proprietary fund are recorded as an expense and a liability of that fund as the benefits accrue to the employees and are thus recorded in both the government-wide financial statements and the individual fund financial statements.

TOWN OF HAYDEN, COLORADO
Notes to the Financial Statements
December 31, 2024

Note 1. Summary of Significant Accounting Policies, Continued

Proprietary funds operating and nonoperating revenues and expenses

Proprietary funds distinguish *operating* revenues and expenses from *nonoperating* items. Operating revenues and expenses generally result from providing services and producing and delivering goods in connection with a proprietary fund's principal ongoing operations. The principal operating revenues of the water-sewer-refuse fund are charges to customers for sales and services. Operating expenses for enterprise funds include the cost of sales and services, administrative expenses, and depreciation on capital assets. All revenues and expenses not meeting this definition are reported as nonoperating revenues and expenses.

Use of Estimates

The preparation of financial statements in conformity with accounting principles generally accepted in the United States of America requires management to make estimates and assumptions that affect the reported amounts of assets and liabilities and disclosure of contingent assets and liabilities at the date of the financial statements and the reported amounts of revenues and expenditures/expenses during the reporting period. Actual results could differ from those estimates.

Note 2. Reconciliation of Government-Wide and Fund Financial Statements

The governmental fund balance sheet includes a reconciliation between total governmental fund balances and the net position of governmental activities as reported in the government-wide statement of net position. These differences primarily result from the long-term economic focus of the statement of net position versus the current financial resources focus of the governmental fund balance sheets. The details of these differences are reported in the reconciliation as listed in the table of contents.

The governmental fund statement of revenues, expenditures, and changes in fund balance includes a reconciliation between net changes in fund balances-total governmental funds and changes in net position of governmental activities as reported in the government-wide statement of activities. These differences are the result of converting from the current resources measurement focus and modified accrual basis for governmental fund statements to the economic resources measurement focus and full accrual basis used for government-wide statements. The details of these differences are reported in the reconciliation as listed in the table of contents.

TOWN OF HAYDEN, COLORADO
Notes to the Financial Statements
December 31, 2024

Note 3. Stewardship, Compliance, and Accountability

Stewardship, compliance, and accountability are key concepts in defining the responsibilities of the Town. The use of budgets and monitoring of equity status facilitate the Town's compliance with legal requirements.

Budgets and Budgetary Accounting

Annual budgets are adopted on a basis consistent with US GAAP for all governmental funds. The enterprise fund adopts a budget on a non-US GAAP basis wherein depreciation is not budgeted; capital expenditures and principal payments on capital debt are budgeted and recorded as expenditures.

The Town confirms to the following procedures, in compliance with CRS, Title 29, Article 1, in establishing the budgetary data reflected in the financial statements:

- Prior to October 15, the Finance Director submits to the Town Council a proposed operating budget for the fiscal year commencing the following January 1. The budget includes proposed expenditures and the means of financing them.
- The budget provides a complete financial plan of all Town funds and activities for the ensuing fiscal year indicating anticipated revenues, proposed operating and capital expenditures, a provision for contingencies, and anticipated net surplus or deficit for the ensuing fiscal year.
- A public hearing on the proposed budget is held by the Council to obtain taxpayer comments.
- Prior to December 31, the budget is adopted by formal resolution.
- Expenditures may not legally exceed appropriations at the fund level. Revisions that alter the total budgeted expenditures must be approved by the Town Council. At any time during the fiscal year the Finance Director may transfer part of all of any unencumbered appropriation balance within a department.
- Budgetary appropriations lapse at the end of each year.

Budget amounts included in the financial statements report both the original and final amended budget. The Town amended the original budget during the fiscal period.

Expenditures over Appropriations

Per C.R.S. 29-1-108(2), appropriations are made by fund or spending agency (e.g. department) within a fund at the discretion of the Town Council. The Council by Resolution has made appropriations at the fund level and thus, expenditures may not legally exceed budgeted appropriations at the fund level. The individual Schedules of Revenues, Expenditures and Changes in Fund Balances - Budget and Actual reports are listed in the table of contents. The debt service fund and water-sewer-refuse fund incurred expenditures/expenses in excess of appropriations for the year ended December 31, 2024.

TOWN OF HAYDEN, COLORADO
Notes to the Financial Statements
December 31, 2024

Note 3. Stewardship, Compliance, and Accountability, Continued

Tax, Spending and Debt Limitations

Colorado voters passed an amendment to the State Constitution, Article X, Section 20, which has several limitations, including revenue raising, spending abilities, and other specific requirements of state and local governments, excluding “enterprises.” The TABOR Amendment requires, with certain exceptions, advance voter approval for any new tax, tax rate increase, mil levy above that for the prior year, extension of any expiring tax, or tax policy change directly causing a net tax revenue gain to any local government.

Future spending and revenue limits are determined based on the prior year’s fiscal year spending adjusted for allowable increases based upon inflation and local growth. Fiscal year spending is generally defined as expenditures plus reserve increases with certain exceptions. Revenue in excess of the fiscal year spending limit must be refunded unless the voters approve retention of such revenue. Except for refinancing bonded debt at a lower interest rate or adding new employees to existing pension plans, TABOR requires advance voter approval for the creation of any multiple-fiscal year debt or other financial obligation unless adequate present cash reserves are pledged irrevocably and held for payments in all future fiscal years.

The Amendment requires that an emergency reserve be maintained at three percent of fiscal year spending (excluding bonded debt service). A portion of the General Fund’s fund balance is classified as restricted for emergencies as required by the Amendment. The Town is not allowed to use the emergency reserves to compensate for economic conditions, revenue shortfalls, or salary or benefit increases. The Town has reserved \$520,197 of the December 31, 2024 fund balance in the General fund for this purpose.

The Town’s voters passed a ballot question on November 7, 1995, authorizing the Town to collect and retain the full proceeds of the Town’s fees, taxes, reduction in debt service, state and federal grants and intergovernmental revenues, generated in 1995 and subsequent years. The ballot question allowed the Town to expend such proceeds for debt service, municipal operations, capital projects such as recreation and street paving and any other municipal purpose, notwithstanding state restrictions on fiscal year revenues and spending, including without limitation the restriction of TABOR.

The Town’s management believes it is in compliance with the financial provisions of TABOR. However, TABOR is complex and subject to judicial interpretation.

Debt Covenants

See supplementary information on page 66 for compliance with debt covenants.

TOWN OF HAYDEN, COLORADO
Notes to the Financial Statements
December 31, 2024

Note 4. Deposits and Investments

A summary of cash and investments as shown on the statement of net position follows:

Cash on hand	\$	400
Cash in bank		4,679,250
Colorado Trust		10,292
		10,292
Total cash and investments		\$ 4,689,942
Cash and cash equivalents	\$	4,248,508
Restricted cash		441,434
		\$ 4,689,942

Deposits

Custodial Credit Risk

For deposits this is the risk that in the event of a bank failure, the government’s deposit may not be returned to it. The Town does not have a formal policy for custodial credit risk; however, the Colorado Public Deposit Protection Act (PDPA) requires that all units of local government deposit cash in eligible public depositories; eligibility is determined by state regulators. Amounts on deposit in excess of federal insurance levels must be collateralized. The eligible collateral is determined by the PDPA. The PDPA allows the institution to create a single collateral pool for all public funds. The pool is to be maintained by another institution or held in trust for all the uninsured public deposits as a group. The market value of the collateral must be equal to or exceed 102% of the aggregate uninsured deposits. Collateral in the pool is considered to be equal to depository insurance pursuant to definitions listed in GASB Statement No. 40. At December 31, 2024 cash on hand was \$400 and the carrying amount of the Town’s deposits was \$3,305,938. As of December 31, 2024 the bank balance of the Town’s deposits was \$2,305,532 of which \$250,000 was insured by federal depository insurance and \$2,055,532 was uninsured but collateralized by the PDPA as noted above.

Investments

Colorado statutes specify investment instruments meeting defined rating and risk criteria in which local government entities may invest. Authorized investments include obligations of the United States and certain U.S. government agency securities; certain international agency securities; general obligation and revenue bonds of U.S. local government entities; bankers’ acceptances of certain banks; commercial paper; local government investment pools; written repurchase agreements collateralized by certain authorized securities; certain money market funds; and, guaranteed investment contracts. The Town’s investment policy follows Colorado statutes. At December 31, 2024 the Town’s investments included certificates of deposit and funds held in the Colorado Government Liquid Asset Trust (COLOTRUST).

TOWN OF HAYDEN, COLORADO
Notes to the Financial Statements
December 31, 2024

Note 4. Deposits and Investments, Continued

The COLOTRUST is an investment vehicle established for local government entities in Colorado to pool surplus funds. COLOTRUST operates similarly to a money market fund and each share is equal in value to \$1.00. Investments of COLOTRUST consist of U.S. Treasury bills, notes and note strips and repurchase agreements collateralized by U.S. Treasury securities.

A designated custodial bank provides safekeeping and depository services to COLOTRUST in connection with direct investment and withdrawal functions of COLOTRUST. Substantially all securities owned by COLOTRUST are held by the Federal Reserve Bank in the account maintained for the custodial bank.

The custodian's internal records identify the investments owned by COLOTRUST. These pools are not required to and are not registered with the SEC.

As of December 31, 2024 the Town had \$10,292 invested in the COLOTRUST with a fair market value of \$10,292 and maturities of less than one year. The COLOTRUST's funds are rated AAA by Standard and Poor's, Fitch's and Moody's rating services.

Interest rate risk

Interest rate risk is the risk that changes in interest rates will adversely affect the fair value of an investment. The Town's policy for managing its exposure to fair value loss arising from increasing interest rates is to comply with the provisions of the Colorado Public Deposit Protection Act (PDPA) which requires that the Town's investment portfolio maturities do not exceed five years from the time of purchase.

Credit risk

Credit risk is the risk that an issuer or other counterparty to an investment will not fulfill its obligations. The Town's policy for reducing its exposure to credit risk is to comply with the provisions of the Colorado Public Deposit Protection Act (PDPA) which limits investment in commercial paper and corporate bonds to the top ratings issued by at least two nationally recognized statistical rating organizations such as Standard & Poor's and Moody's Investor Services.

TOWN OF HAYDEN, COLORADO
Notes to the Financial Statements
December 31, 2024

Note 5. Restricted Assets

A summary of restricted assets of the Town at December 31, 2024 is as follows:

Operation and maintenance reserves	\$ 361,510
Customer deposits	<u>79,924</u>
	<u>\$ 441,434</u>

Loan reserves:

The Town has set aside funds for the Operation and Maintenance Reserve Fund as required by the Colorado Water Resources and Power Development Authority Loan Agreement. The reserve at year-end is equal to three months of operation and maintenance expenses, excluding depreciation, of the system as set forth in the Town's annual budget.

Customer deposits:

The Town collects deposits from utility customers. These deposits are temporarily restricted or unavailable for current expenditure. The amount reflected above is the amount of deposits on hand at December 31, 2024.

This section intentionally left blank

TOWN OF HAYDEN, COLORADO
Notes to the Financial Statements
December 31, 2024

Note 6. Capital Assets

The following table summarizes the changes to capital assets for governmental activities during the year.

Governmental Activities:	Balance 12/31/23	Additions	Deletions	Balance 12/31/24
Capital assets, not being depreciated:				
Land	\$ 2,991,958	\$ -	\$ (117,602)	\$ 2,874,356
Construction in progress	9,281,733	9,977,013	(9,151,018)	10,107,728
Total capital assets, not being depreciated	<u>12,273,691</u>	<u>9,977,013</u>	<u>(9,268,620)</u>	<u>12,982,084</u>
Capital assets, being depreciated/amortized:				
Buildings	3,215,263	9,026,019	-	12,241,282
Furniture, equipment & vehicles	2,389,417	224,741	-	2,614,158
Right-to-use leased equipment	481,877	-	-	481,877
Infrastructure	14,851,164	-	-	14,851,164
Total capital assets, being depreciated/amortized	<u>20,937,721</u>	<u>9,250,760</u>	<u>-</u>	<u>30,188,481</u>
Less accumulated depreciation/amortization for:				
Buildings	(1,447,569)	(239,188)	-	(1,686,757)
Furniture, equipment & vehicles	(1,907,389)	(119,763)	-	(2,027,152)
Right-to-use leased equipment	(152,172)	(76,086)	-	(228,258)
Infrastructure	(5,988,774)	(432,571)	-	(6,421,345)
Total accumulated depreciation/amortization	<u>(9,495,904)</u>	<u>(867,608)</u>	<u>-</u>	<u>(10,363,512)</u>
Total capital assets, being depreciated, net	<u>11,441,817</u>	<u>8,383,152</u>	<u>-</u>	<u>19,824,969</u>
Governmental activities capital assets, net	<u>\$ 23,715,508</u>	<u>\$ 18,360,165</u>	<u>\$ (9,268,620)</u>	<u>\$ 32,807,053</u>

Depreciation/amortization expense was charged to the functions/programs of the City as follows:

Governmental Activities:	
General government	\$ 23,072
Public safety	167,176
Public works/streets	415,034
Parks & recreation	262,326
Total depreciation/amortization expense - governmental activities	<u>\$ 867,608</u>

TOWN OF HAYDEN, COLORADO
Notes to the Financial Statements
December 31, 2024

Note 6. Capital Assets, Continued

The following table summarizes the changes to capital assets for business-type activities during the year.

Business Type Activities:	Balance 12/31/23	Additions	Deletions	Balance 12/31/24
Capital assets not being depreciated:				
Land and water rights	\$ 340,273	\$ -	\$ -	\$ 340,273
Construction in progress	-	-	-	-
Total capital assets, not being depreciated	<u>340,273</u>	<u>-</u>	<u>-</u>	<u>340,273</u>
Capital assets being depreciated/amortized:				
Utility system and improvements	25,728,070	68,185	(30,000)	25,766,255
Equipment & vehicles	418,326	-	-	418,326
Right-to-use leased equipment	318,505	-	-	318,505
Total capital assets, being depreciated/amortized	<u>26,464,901</u>	<u>68,185</u>	<u>(30,000)</u>	<u>26,503,087</u>
Less accumulated depreciation/amortization for:				
Utility system and improvements	(12,568,435)	(646,713)	30,000	(13,185,148)
Equipment & vehicles	(382,208)	(7,092)	-	(389,300)
Right-to-use leased equipment	(100,581)	(50,290)	-	(150,871)
Total accumulated depreciation/amortization	<u>(13,051,224)</u>	<u>(704,095)</u>	<u>30,000</u>	<u>(13,725,319)</u>
Total capital assets, being depreciated, net	<u>13,413,677</u>	<u>(635,910)</u>	<u>-</u>	<u>12,777,768</u>
Business-type activities capital assets, net	<u>\$ 13,753,950</u>	<u>\$ (635,910)</u>	<u>\$ -</u>	<u>\$ 13,118,041</u>

Depreciation/amortization expense was charged to the functions/programs of the City as follows:

Business-Type Activities:	
Water	576,436
Sewer	<u>127,659</u>
Total depreciation/amortization expense - business-type activities	<u>\$ 704,095</u>

TOWN OF HAYDEN, COLORADO
Notes to the Financial Statements
December 31, 2024

Note 7. Long-Term Debt

The following is a summary of changes in long-term obligations for the year ended December 31, 2024:

	Balance 12/31/23	Additions	Retirements	Balance 12/31/24	Current Portion
Governmental Activities:					
General Obligation 2018 Bond	\$ 2,404,500	\$ -	\$ (235,000)	\$ 2,169,500	\$ 245,000
Sales Tax Bond Series 2021	1,571,887	-	(70,693)	1,501,194	73,081
Notes from direct borrowings:					
Finance Purchase-Alpine Bank	480,000	-	(88,500)	391,500	92,500
Finance Purchase-Zions Bank	110,661	-	(43,536)	67,125	44,552
Finance Purchase-Valley Bank	-	1,800,000	-	1,800,000	-
Leases payable	350,116		(67,615)	282,501	68,798
Compensated absences	256,001	257,248	(182,664)	330,585	330,585
Total Governmental activity					
Long-term liabilities	<u>\$ 5,173,165</u>	<u>\$ 2,057,248</u>	<u>\$ (688,008)</u>	<u>\$ 6,542,405</u>	<u>\$ 854,516</u>
Business-Type Activities:					
Notes from direct borrowings:					
CWRPDA (2012)	\$ 237,581	\$ -	\$ (21,688)	\$ 215,893	\$ 22,123
CWRPDA (2014)	438,522	-	(34,275)	404,247	34,964
CRWPDA (2021) *	811,023		(39,564)	771,459	40,159
Total notes from direct borrowings	1,487,126	-	(95,527)	1,391,599	97,246
Leases payable	230,938	-	(44,691)	186,247	45,473
Compensated absences	123,504	97,155	(78,532)	142,127	142,127
Total Business-type activity					
Long-term liabilities	<u>\$ 1,841,568</u>	<u>\$ 97,155</u>	<u>\$ (218,750)</u>	<u>\$ 1,719,973</u>	<u>\$ 284,847</u>

The Town had no unused line of credits as of December 31, 2024.

This section intentionally left blank

TOWN OF HAYDEN, COLORADO
Notes to the Financial Statements
December 31, 2024

Note 7. Long-Term Debt, Continued

The following is a listing of Bonds and Loans and Notes Payable outstanding as of December 31, 2024:

Bonds Payable

General Obligation Bonds

General Obligation Bonds Series 2018, original issue \$3,700,000, secured by ad valorem taxes, bearing interest at 3.07%, due in semi-annual principal and interest installments ranging from \$306,836-\$311,619, maturing December 1, 2032. This bond was approved in January 2018 for water improvements. \$ 2,169,500

Sales Tax Bonds

Sales Tax Bonds Series 2021, original issue \$1,777,007, secured by revenue derived from the imposition of sales taxes, bearing interest at a fixed rate of 1.92% through 2035 and then 2.31% variable rate through 2040, due in semi-annual principal and interest installments ranging from \$120,811-\$101,000, maturing December 1, 2040. This bond was approved in January 2021 for the town recreation center. 1,501,194

Total Bonds Payable \$ 3,670,694

Loans and Notes Payable:

Governmental Activities:

Direct borrowings:

Note payable to Alpine Bank, secured by police station land, bearing interest at 4.0%, due in semi-annual principal and interest installments ranging from \$106,060-\$107,270, maturing November 10, 2028. This loan was approved in November 2008 for construction of a new police station. \$ 391,500

Note payable to Zions Bank, secured by equipment, bearing interest at 2.32%, due in semi-annual principal and interest installments of \$45,854, maturing June 1, 2026. This loan was approved in June 2020 for purchase of a road grader. 67,125

Note payable to Yampa Valley Bank, secured by real property and assignment of rents, bearing interest at a variable rate, due in semi-annual principal and interest installments ranging from \$23,485-\$160,391, maturing June 30, 2034. This loan was approved in October 2024 to finance infrastructure development in the Northwest Colorado Business Park. 1,800,000

Total Governmental Loans and Notes Payable 2,258,625

TOWN OF HAYDEN, COLORADO
Notes to the Financial Statements
December 31, 2024

Note 7. Long-Term Debt, Continued

Business-Type Activities:

Direct borrowings:

Loan payable to Colorado Water Resources and Power Development Authority, secured by net system revenue, bearing interest at 2.0%, due in semi-annual principal installments of \$18,438, maturing November 1, 2033. This loan was approved in November 2012 with a maximum principal balance of \$603,300 for wastewater improvements. 215,893

Loan payable to Colorado Water Resources and Power Development Authority, secured by net system revenue, bearing interest at 2.0%, due in semi-annual principal installments of \$28,352, maturing May 1, 2035. This loan was approved in July 2014 with a maximum principal balance of \$915,000 for water treatment plant improvements. 404,247

Loan payable to Colorado Water Resources and Power Development Authority, secured by net system revenue, bearing interest at 1.5%, due in semi-annual principal installments of \$25,790.30, Maturing November 1, 2041. This loan was approved in June 2021 with a maximum principal balance of \$872,400 for Drinking Water Revolving fund. 771,459

Total Business-Type Loans and Notes Payable 1,391,599

Total Loans and Notes Payable \$ 3,650,224

TOWN OF HAYDEN, COLORADO
Notes to the Financial Statements
December 31, 2024

Note 7. Long-Term Debt, Continued

Debt service maturities are as follows:

Years ending June 30:	Business-Type Activities		Governmental Activities		Governmental Activities	
	Notes from Direct Borrowings		Bonds		Notes from Direct Borrowings	
	Principal	Interest	Principal	Interest	Principal	Interest
2025	97,246	23,541	318,081	97,599	137,052	127,063
2026	98,998	21,789	325,524	88,674	118,072	122,598
2027	100,783	20,004	338,025	79,549	204,076	118,475
2028	102,600	18,187	345,585	70,069	323,077	104,931
2029	104,450	16,337	358,204	60,386	233,030	87,752
2030	106,335	14,452	370,885	50,346	247,665	73,117
2031	108,254	12,533	378,628	39,948	263,220	57,563
2032	110,208	10,579	390,934	29,343	279,623	41,160
2033	112,198	8,589	94,305	18,378	297,312	23,471
2034	87,762	6,693	97,242	16,567	155,497	4,798
2035	67,856	5,161	100,248	14,700	-	-
2036	47,334	4,247	103,322	12,775	-	-
2037	48,046	3,534	106,870	10,388	-	-
2038	48,770	2,811	110,511	7,920	-	-
2039	49,504	2,076	114,248	5,367	-	-
2040	50,250	1,331	118,083	2,728	-	-
2041	51,006	575	-	-	-	-
	<u>\$ 1,391,599</u>	<u>\$ 172,440</u>	<u>\$ 3,670,694</u>	<u>\$ 604,737</u>	<u>\$ 2,258,625</u>	<u>\$ 760,929</u>

TOWN OF HAYDEN, COLORADO
Notes to the Financial Statements
December 31, 2024

Note 8. Leases

Lease Payable

During fiscal year 2022, the Town fully commenced a seven-year lease agreement as lessee for the use of solar panels at various locations. An initial lease liability was recorded in the amount of \$481,877 for governmental funds and \$318,505 for the business-type fund. As of December 31, 2024, the value of the lease liability for governmental funds was \$282,501 and \$186,247 for the business-type fund. The Town is required to make annual principal and interest payments of \$73,742 and \$48,741, respectively. The leases have an interest rate of 1.75%. The equipment has a seven-year estimated useful life. The value of the right-to-use asset as of the end of the current fiscal year was \$481,877 and \$318,505, respectively, and had accumulated amortization of \$228,258 and \$150,871, respectively.

The future principal and interest lease payments as of December 31, 2024, were as follows:

December 31,	Governmental Leases Payable		Business-Type Leases Payable	
	Principal	Interest	Principal	Interest
2025	68,798	4,944	45,473	3,268
2026	70,002	3,740	46,269	2,472
2027	71,227	2,515	47,079	1,662
2028	72,474	1,268	47,426	838
Totals	\$ 282,501	\$ 12,467	\$ 186,247	\$ 8,240

Note 9. Interfund Receivables, Payables and Transfers

Interfund receivable and payable balances for the year ending December 31, 2024 are as follows:

	Due from Other Funds	Due to Other Funds
General fund	\$ 1,036,525	\$ -
Capital improvements fund		172,473
Northwestern GID fund		579,841
Non-Major Funds	-	284,211
	<u>\$ 1,036,525</u>	<u>\$ 1,036,525</u>

Generally outstanding balances between funds result mainly from the time lag between the dates that (1) interfund goods and services are provided or reimbursable expenditures occur, (2) transactions are recorded in the accounting system, and (3) payments between funds are made. All of the above interfund amounts are the result of short-term deficit pooled cash balances. There are no specified terms for repayment of the balances at year-end.

TOWN OF HAYDEN, COLORADO
Notes to the Financial Statements
December 31, 2024

Note 9. Interfund Receivables, Payables and Transfers, Continued

Interfund transfers for the year ended December 31, 2024 are as follows:

Transfers Out:	Transfers In							Total
	General Fund	Capital Improvements Fund	Debt Service Fund	Non-Major				
				Economic Development Fund	Recreation Fund	Climate Action Fund		
General Fund	\$ -	\$ 1,108,655	\$ -	\$ 78,109	\$ 109,209	\$ 1,500	\$ 1,297,473	
Northwestern GID	-	2,209,627	-	-	-	-	2,209,627	
Non-Major Funds								
Recreation Fund	-	-	102,010	-	-	-	102,010	
Water-Sewer-Refuse	90,000	-	-	-	-	-	90,000	
	<u>\$ 90,000</u>	<u>\$ 3,318,282</u>	<u>\$ 102,010</u>	<u>\$ 78,109</u>	<u>\$ 109,209</u>	<u>\$ 1,500</u>	<u>\$ 3,699,110</u>	

Transfers are used to (1) move revenues from the fund that statute or budget requires to collect them to the fund that statute or budget requires to expend them and (2) use unrestricted revenues collected in certain funds to finance various programs accounted for in other funds in accordance with budgetary authorizations.

Note 10. Retirement and Pension Plans

Town employees may voluntarily contribute to a deferred compensation plan. The defined contribution plan is administered by ICMA Retirement Corporation and was created in accordance with Internal Revenue Code Section 457B. The plan, available to all full-time permanent employees of the Town at their option, permits participants to defer a portion of their salary until future years. The deferred compensation is not available to employees until termination, retirement, death, or unforeseeable emergency. Plan assets are held in trust for the exclusive benefit of participating employees and are not accessible by the Town or its creditors.

The Town's contribution for each employee and investment earnings allocated to the employee's account are fully vested. The Town contributes up to 7% of eligible employee's wages. The Town's contributions to the plan were \$136,100 during the year ended December 31, 2024.

TOWN OF HAYDEN, COLORADO
Notes to the Financial Statements
December 31, 2024

Note 11. Risk Management

Public Entity Risk Pool

The Town is exposed to various risks of loss related to torts; theft of, damage to and destruction of assets; errors and omissions; injuries to employees and natural disasters. Claims have not exceeded coverage in any of the last three fiscal years.

The Town is insured by Workers Compensation for potential worker related accidents.

The Town is a member of the Colorado Intergovernmental Risk Sharing Agency (CIRSA), a separate and independent governmental and legal entity formed by an intergovernmental agreement by member municipalities pursuant to the provision of 24-10-1155, Colorado Revised Statutes (1982 Replacement Volume) and the Colorado Constitution, Article XIV, Section 18(2).

The purposes of CIRSA are to provide members defined liability and property coverage's and to assist members to prevent and reduce losses and injuries to municipal property and to persons or property which might result in claims being made against members of CIRSA, their employees or officers.

The general objectives of the Agency are to provide member municipalities defined liability and property coverage through joint self-insurance and to assists members in loss prevention measures. Any member may withdraw from the Agency by giving written notice to the Board of Directors of the prospective effective date of its withdrawal.

CIRSA is financed by annual contributions and interest earnings on the contributions. The contributions are used, in part, to establish loss funds from which member claims and associated costs are paid. Excess reinsurance coverage is also purchased. Certain surplus funds are used to the benefit of members and may include reductions in future contributions. Although none have occurred to date, additional member contributions may be required if necessary. The Town's contribution to CIRSA for insurance coverage is reported as an expenditure in the General fund. The Town is unaware of any excess losses which may have been incurred by CIRSA and there have been no settled claims which exceed insurance coverage in any of the last three years. The Town's share of surplus contributions held by CIRSA at December 31, 2012 was \$65,295. The Town's share of the surplus as of December 31, 2024 was not available.

CIRSA is a separate legal entity and the Town does not approve budgets nor does it have the ability to significantly affect the operations of CIRSA. The Board of Directors of the Agency is composed of seven directors elected by the members at the annual meeting to be scheduled in December each year.

Health Reimbursement Arrangement Plan

In order to control increasing health care costs, effective January 1, 2011, the Town established a Health Reimbursement Arrangement (HRA) Plan that reimburses employees for group medical health insurance plan deductible and actual eligible medical expenses incurred (as defined under Internal Revenue Code Section 213(d)). The plan year is from March 1 through February 28. At the end of a plan year, any unused claim liability in an HRA Plan account is returned to the Town.

TOWN OF HAYDEN, COLORADO
Notes to the Financial Statements
December 31, 2024

Note 12. Contingencies and Commitments

Litigation

The Town is involved with various matters of litigation from year to year. It is the opinion of Town officials that any potential cases will either be handled by the Town's insurance coverage or that they will not have a material effect on the Town's financial condition.

Grants

Amounts received or receivable from grant agencies are subject to audit and adjustment by grantor agencies. Any disallowed claims, including amounts already collected, may constitute a liability of the applicable funds. The amount, if any, of expenditures that may be disallowed by the grantor cannot be determined at this time, although the Town does not anticipate any such amounts.

Yamcolo Reservoir Storage Agreement

The Town entered into an extension and amendment agreement with the Upper Yampa Water Conservancy District (UYWCD) effective July 15, 2011 for 300 acre feet of storage water in the Yamcolo Reservoir for thirty years terminating July 15, 2041. The purchase price for the storage water was \$68.38 per acre foot in 2011 and is subject to an annual CPI increase thereafter.

Stagecoach Reservoir Water Allotment Contract

The Town entered into a water allotment contract with UYWCD in 1986 for 200 acre feet of storage water in the Stagecoach Reservoir for thirty years terminating 2018. The contract was extended through 2021 on December 21, 2017. The purchase price for the storage water was \$35.00 per acre foot and is due annually on July 15th. The Town extended the 2021 contract for another five years with an adjusted price per acre that was budgeted for, and maintained the same exact acre feet.

Note 13. Local Taxes on Aviation Fuel

On October 6th, 2017 the Town of Hayden was made aware of a Federal Aviation Administration "Revenue Use Policy" regarding tax proceeds from aviation fuel (64 FR 7696). The Department of Local Affairs provided clarification on this issue October 6th, 2017 with a memo outlining the "Revenue Use Policy" as clarified on November 7, 2014 by the Federal Aviation Administration. The Town was not aware of such policy and has been collecting sales taxes on aviation fuel since the Yampa Valley Regional Airport was annexed into the Town March 25, 1996. The Department of Local Affairs has stated: "by federal statute, local governmental taxes on aviation fuel effective after December 30, 1987 must be used only for specified "aviation-related purposes," limited to the capital or operating costs of the airport, the local airport system, or other facilities owned and operated by the airport owner or operator and directly and substantially related to the air transportation of passengers or property." Established via Ordinance No. 351, the Town of Hayden's sales tax rate is 4% and has been in effect since December 3, 1987.

TOWN OF HAYDEN, COLORADO
Notes to the Financial Statements
December 31, 2024

Note 13. Local Taxes on Aviation Fuel, Continued

In that ordinance sales tax is defined in section 3.04.020, section A, “there is hereby imposed on all sales of tangible personal property at retail and the furnishing of services as provided in Colorado Revised Statutes 1973, 39-26-104, as amended, a tax equal to five percent (4%) of the gross receipts of sales and services consummated within the limits of the Town of Hayden.” Based on its research the Town of Hayden performed, management believes that the tax the Town collects on aviation fuel was in effect before December 30, 1987 and therefore is exempt from remitting these taxes back to the “Airport Sponsor” as defined under the FAA Revenue Use Policy 49 USC 47107(b).” Additionally, in the 2020 election, the sales tax rate was increased by 1%, to a total of 5%, effective starting January 1, 2021.

TOWN OF HAYDEN, COLORADO

REQUIRED SUPPLEMENTARY INFORMATION

BUDGETARY COMPARISON SCHEDULES

FOR THE FOLLOWING MAJOR FUND:

General Fund – Detail Budget and Actual

The **General Fund** is used to account for resources traditionally associated with government which are not required legally or by sound financial management to be accounted for in another fund.

TOWN OF HAYDEN, COLORADO
Schedule of Revenues, Expenditures and Changes in Fund Balance
General Fund - Budget and Actual
For the Year Ended December 31, 2024

REVENUES:	<u>Budgeted Amounts</u>		<u>Actual Amounts</u>	<u>Variance with Final Budget</u>
	<u>Original</u>	<u>Final</u>		
Taxes:				
Sales tax	\$ 2,113,173	\$ 2,275,252	\$ 2,258,564	\$ (16,688)
Property tax	1,028,733	1,114,698	1,116,904	2,206
Vehicle rental tax	347,944	347,944	386,441	38,497
Other taxes	104,633	1,345,340	1,413,463	68,123
Franchise tax	83,311	111,208	130,492	19,284
Total Taxes	<u>3,677,794</u>	<u>5,194,442</u>	<u>5,305,864</u>	<u>111,422</u>
Licenses, Permits and Fees:				
Licenses, permits and fees	8,795	9,800	6,641	(3,159)
Building permits	7,500	15,000	30,943	15,943
Total Licenses, Permits and Fees	<u>16,295</u>	<u>24,800</u>	<u>37,584</u>	<u>12,784</u>
Intergovernmental:				
Highway users tax	72,399	67,582	78,886	11,304
Severance tax	86,326	66,070	66,070	-
Other	80,300	79,607	90,746	11,139
Grant revenues	420,000	540,000	318,553	(221,447)
Total Intergovernmental	<u>659,025</u>	<u>753,259</u>	<u>554,255</u>	<u>(199,004)</u>
Fines and Forfeitures:				
Fines and forfeitures	38,307	85,652	83,923	(1,729)
Total Fines and Forfeitures	<u>38,307</u>	<u>85,652</u>	<u>83,923</u>	<u>(1,729)</u>
Charges for Services:				
Recreation programs and events	-	-	-	-
Other charges	7,309	53,760	72,211	18,451
Total Charges for Services	<u>7,309</u>	<u>53,760</u>	<u>72,211</u>	<u>18,451</u>
Interest:				
Interest revenue	96,259	85,543	55,184	(30,359)
Total Interest	<u>96,259</u>	<u>85,543</u>	<u>55,184</u>	<u>(30,359)</u>
Other Revenues:				
Sale of capital assets	70,000	-	-	-
Miscellaneous revenue	33,200	246,500	147,140	(99,360)
Total Other Revenues	<u>103,200</u>	<u>246,500</u>	<u>147,140</u>	<u>(99,360)</u>
TOTAL REVENUES	<u>4,598,189</u>	<u>6,443,956</u>	<u>6,256,161</u>	<u>(187,795)</u>

(continued)

TOWN OF HAYDEN, COLORADO
Schedule of Revenues, Expenditures and Changes in Fund Balance
General Fund - Budget and Actual (Continued)
For the Year Ended December 31, 2024

EXPENDITURES	Budgeted Amounts		Actual Amounts	Variance with Final Budget
	Original	Final		
General Government:				
Administrative:				
Salaries and wages	\$ 245,652	\$ 283,991	\$ 261,570	\$ 22,421
Benefits	136,136	161,430	157,664	3,766
Services, supplies and other	268,936	711,608	730,801	(19,193)
Total administration	650,724	1,157,029	1,150,035	6,994
Legislative:				
Salaries and wages	9,300	9,300	9,300	-
Benefits	37,891	37,618	36,879	739
Treasurer fees	15,679	21,145	24,096	(2,951)
Services, supplies and other	31,800	43,775	32,126	11,649
Total legislation	94,670	111,838	102,401	9,437
Building department	63,826	68,331	29,253	39,078
Data processing department	31,919	33,868	36,980	(3,112)
Judicial department	9,473	9,519	12,345	(2,826)
Planning department	104,015	169,628	191,202	(21,574)
Equipment repair and replacement	10,000	10,000	-	10,000
Elections department	2,500	10,000	11,740	(1,740)
Total General Government	967,127	1,570,213	1,533,956	36,257
Public Safety:				
Police department:				
Salaries and wages	636,559	559,392	564,399	(5,007)
Benefits	262,879	235,211	230,262	4,949
Services, supplies and other	305,378	265,276	251,676	13,600
Capital outlay	-	33,290	33,290	-
Total Public Safety	1,204,816	1,093,169	1,079,627	13,542

(continued)

TOWN OF HAYDEN, COLORADO
Schedule of Revenues, Expenditures and Changes in Fund Balance
General Fund - Budget and Actual (Continued)
For the Year Ended December 31, 2024

	Budgeted Amounts		Actual Amounts	Variance with Final Budget
	Original	Final		
Public Works:				
Streets department:				
Salaries and wages	\$ 352,619	\$ 316,124	\$ 326,131	\$ (10,007)
Benefits	159,580	154,203	145,221	8,982
Services, supplies and other	244,274	272,142	290,802	(18,660)
Total streets department	<u>756,473</u>	<u>742,469</u>	<u>762,154</u>	<u>(19,685)</u>
Mosquito control:				
Services, supplies and other	20,000	20,000	17,337	2,663
Total mosquito control	<u>20,000</u>	<u>20,000</u>	<u>17,337</u>	<u>2,663</u>
 Total Public Works	 <u>776,473</u>	 <u>762,469</u>	 <u>779,491</u>	 <u>(17,022)</u>
Parks, Culture and Recreation:				
Parks:				
Salaries and wages	145,191	156,363	144,358	12,005
Benefits	93,946	108,936	57,922	51,014
Services, supplies and other	173,581	176,853	186,979	(10,126)
Total Parks	<u>412,718</u>	<u>442,152</u>	<u>389,259</u>	<u>52,893</u>
 Total Parks, Culture & Recreation	 <u>412,718</u>	 <u>442,152</u>	 <u>389,259</u>	 <u>52,893</u>

(continued)

TOWN OF HAYDEN, COLORADO
Schedule of Revenues, Expenditures and Changes in Fund Balance
General Fund - Budget and Actual (Continued)
For the Year Ended December 31, 2024

	Budgeted Amounts		Actual Amounts	Variance with Final Budget
	Original	Final		
Economic Development:				
Other	\$ -	\$ -	\$ 10	\$ (10)
Total Economic Development	-	-	10	(10)
Debt Service:				
Principal	253,888	254,388	155,702	98,686
Interest	22,882	22,882	22,882	-
Total Debt Service	276,770	277,270	178,584	98,686
TOTAL EXPENDITURES	3,637,904	4,145,273	3,960,927	184,346
Excess of Revenues Over (Under) Expenditures	960,285	2,298,683	2,295,234	(3,449)
Other Financing Sources (Uses):				
Transfers in	70,000	869,174	90,000	(779,174)
Transfer out	(776,004)	(1,313,449)	(1,297,473)	15,976
Total Other Financing Sources (Uses)	(706,004)	(444,275)	(1,207,473)	(763,198)
Net change in fund balance	254,281	1,854,408	1,087,761	(766,647)
Fund balance, beginning of year	1,450,854	1,450,854	1,450,854	-
Fund balance, end of year	\$ 1,705,135	\$ 3,305,262	\$ 2,538,615	\$ (766,647)

SUPPLEMENTARY INFORMATION
BUDGETARY COMPARISON SCHEDULES
FOR THE FOLLOWING FUNDS:

Major Capital Projects Fund

The **Capital Improvements Fund** is used to account for the acquisition and construction of major capital facilities and improvements.

The **Northwest Colorado GID Fund** is used to account for the activities of Northwest Colorado Business Park including construction and development of the business park.

Major Debt Service Fund

The **Debt Service Fund** is used to account for the accumulation of resources and payment of general obligation bond principal and interest from governmental resources when the government is obligated in some manner for the payment.

Nonmajor Special Revenue Funds

Special Revenue Funds are used to account for specific revenues that are legally restricted to expenditures for a particular purpose.

- The **Conservation Trust Fund** is used to account for State of Colorado lottery funds to be used for parks and recreation services and capital improvement.
- The **Economic Development Fund** is used to account for economic developments and improvements.
- The **Recreation Fund** is used to account for recreational activities related to the town's recreational center.
- The **Climate Action Fund** is a fund that was required out of an IGA with all governments in Routt County to work on climate change and the Town is the fiscal agent within the IGA.
- The **Opioid Settlement Fund** is a fund that was required out of an IGA with all governments in Northwest Colorado as a result of the Opioid settlement from the State of Colorado and is designated for work to combat the Opioid Crisis and the Town is the fiscal agent within the IGA.

Major Enterprise Funds

Enterprise Funds are used to account for operations that are financed and operated in a manner similar to private business enterprises, where the intent is that the costs of providing goods or services to the general public on a continuing basis be financed or recovered primarily through user charges. The budgets for the enterprise funds have been prepared and presented on a modified accrual basis which is an accounting basis other than GAAP for enterprise funds.

- The **Water-Sewer-Refuse Fund** is used to account for the Town's water wells, treatment facilities and distribution system, Town's sewer collection and treatment services, and refuse collection services.

TOWN OF HAYDEN, COLORADO
Schedule of Revenues, Expenditures and Changes in Fund Balance
Capital Improvements Fund - Budget and Actual
For the Year Ended December 31, 2024

	Budgeted Amounts		Actual	Variance with Final Budget
	Original	Final		
REVENUES:				
Intergovernmental revenue:				
Grants	\$ 6,655,300	\$ 9,260,000	\$ 7,232,471	\$ (2,027,529)
Total revenue	<u>6,655,300</u>	<u>9,260,000</u>	<u>7,232,471</u>	<u>(2,027,529)</u>
EXPENDITURES:				
Capital outlay	\$ 8,540,000	\$ 10,300,000	\$ 10,118,303	\$ 181,697
Total Expenditures	<u>8,540,000</u>	<u>10,300,000</u>	<u>10,118,303</u>	<u>181,697</u>
Excess of Revenues Over (Under) Expenditures	<u>(1,884,700)</u>	<u>(1,040,000)</u>	<u>(2,885,832)</u>	<u>(1,845,832)</u>
Other Financing Sources (Uses):				
Transfers in	1,884,000	1,884,000	3,318,282	1,434,282
Total Other Financing Sources (Uses)	<u>1,884,000</u>	<u>1,884,000</u>	<u>3,318,282</u>	<u>1,434,282</u>
Net change in fund balance	(700)	844,000	432,450	(411,550)
Fund balance, beginning of year	<u>67,370</u>	<u>67,370</u>	<u>67,370</u>	<u>-</u>
Fund balance, end of year	<u>\$ 66,670</u>	<u>\$ 911,370</u>	<u>\$ 499,820</u>	<u>\$ (411,550)</u>

TOWN OF HAYDEN, COLORADO
Schedule of Revenues, Expenditures and Changes in Fund Balance
Northwest Colorado GID - Budget and Actual
For the Year Ended December 31, 2024

	Budgeted Amounts		Actual	Variance with Final Budget
	Original	Final		
REVENUES:				
Property Tax	\$ 10,000	\$ 10,000	\$ 51	\$ (9,949)
Interest income	-	-	10,008	10,008
Total revenue	<u>10,000</u>	<u>10,000</u>	<u>10,059</u>	<u>59</u>
EXPENDITURES:				
Capital outlay	2,189,800	2,189,800	-	2,189,800
Debt Service:				
Bond Issuance Costs	120,000	120,000	179,131	(59,131)
Interest	-	-	23,485	(23,485)
Total Debt Service	<u>120,000</u>	<u>120,000</u>	<u>202,616</u>	<u>(82,616)</u>
Total Expenditures	<u>2,309,800</u>	<u>2,309,800</u>	<u>202,616</u>	<u>2,107,184</u>
Excess of Revenues Over (Under) Expenditures	<u>(2,299,800)</u>	<u>(2,299,800)</u>	<u>(192,557)</u>	<u>2,107,243</u>
Other Financing Sources (Uses):				
Bond proceeds	2,300,000	2,300,000	1,800,000	(500,000)
Sale of business park lots	-	-	982,349	982,349
Transfers in	-	-	-	-
Transfers out	-	-	(2,209,627)	(2,209,627)
Total Other Financing Sources (Uses)	<u>2,300,000</u>	<u>2,300,000</u>	<u>572,722</u>	<u>(1,727,278)</u>
Net change in fund balance	200	200	380,165	379,965
Fund balance, beginning of year	<u>-</u>	<u>-</u>	<u>-</u>	<u>-</u>
Fund balance, end of year	<u>\$ 200</u>	<u>\$ 200</u>	<u>\$ 380,165</u>	<u>\$ 379,965</u>

TOWN OF HAYDEN, COLORADO
Schedule of Revenues, Expenditures and Changes in Fund Balance
Debt Service Fund - Budget and Actual
For the Year Ended December 31, 2024

	Budgeted Amounts		Actual	Variance with Final Budget
	Original	Final		
REVENUES:				
Taxes	\$ 670,251	\$ 670,251	\$ 674,216	\$ 3,965
Interest income	1,301	1,301	1,705	404
Total revenue	<u>671,552</u>	<u>671,552</u>	<u>675,921</u>	<u>4,369</u>
EXPENDITURES:				
General government:				
Bank fees	<u>12,713</u>	<u>12,713</u>	<u>12,710</u>	<u>3</u>
Debt Service:				
Principal	258,320	258,320	305,943	(47,623)
Interest	94,249	94,249	106,171	(11,922)
Bond issuance costs	<u>57,770</u>	<u>57,770</u>	<u>-</u>	<u>57,770</u>
Total Debt Service	<u>410,339</u>	<u>410,339</u>	<u>412,114</u>	<u>(1,775)</u>
Total Expenditures	<u>423,052</u>	<u>423,052</u>	<u>424,824</u>	<u>(1,772)</u>
Excess of Revenues Over (Under) Expenditures	<u>248,500</u>	<u>248,500</u>	<u>251,097</u>	<u>2,597</u>
Other Financing Sources (Uses):				
Transfers in	100,000	100,000	102,010	2,010
Transfers out	<u>-</u>	<u>-</u>	<u>-</u>	<u>-</u>
Net change in fund balance	348,500	348,500	353,107	4,607
Fund balance, beginning of year	<u>563,934</u>	<u>563,934</u>	<u>563,934</u>	<u>-</u>
Fund balance, end of year	<u><u>\$ 912,434</u></u>	<u><u>\$ 912,434</u></u>	<u><u>\$ 917,041</u></u>	<u><u>\$ 4,607</u></u>

TOWN OF HAYDEN, COLORADO
Combining Balance Sheet
Nonmajor Governmental Funds
December 31, 2024

	Recreation Fund	Economic Development Fund	Conservation Trust Fund	Climate Action Fund	Opioid Settlement Fund	Total
ASSETS						
Cash and cash equivalents	\$ -	\$ 12,814	\$ 87,947	\$ 490	\$ 405,378	\$ 506,629
Other receivable	-	13,172	-	-	-	13,172
Due from other governments	87,051	-	-	80,000	-	167,051
Total Assets	\$ 87,051	\$ 25,986	\$ 87,947	\$ 80,490	\$ 405,378	\$ 686,852
LIABILITIES AND FUND BALANCE						
Liabilities:						
Accounts payable	\$ -	\$ 2,083	\$ -	\$ -	\$ -	\$ 2,083
Accrued wages and benefits	11,985	-	-	-	-	11,985
Due to other funds	196,098	23,270	-	64,843	-	284,211
Total Liabilities	208,083	25,353	-	64,843	-	298,279
Deferred Inflows of Resources						
Unavailable revenues - intergovernmental	-	-	-	80,000	-	80,000
Total deferred inflow of resources	-	-	-	80,000	-	80,000
Fund Balance:						
Restricted for:						
Parks and recreation	5,514	-	87,947	-	-	93,461
Public safety	-	-	-	-	405,378	405,378
Committed to:						
Economic development	-	633	-	-	-	633
Unassigned	(126,546)	-	-	(64,353)	-	(190,899)
Total fund balances	(121,032)	633	87,947	(64,353)	405,378	308,573
Total Liabilities, deferred inflows of resources, and fund balances	\$ 87,051	\$ 25,986	\$ 87,947	\$ 80,490	\$ 405,378	\$ 686,852

TOWN OF HAYDEN, COLORADO
Combining Schedule of Revenues, Expenditures and Changes in Fund Balance
Nonmajor Governmental Funds
For the Year Ended December 31, 2024

REVENUES:	Recreation Fund	Economic Development Fund	Conservation Trust Fund	Climate Action Fund	Opioid Settlement Fund	Total
Taxes	\$ 567,249	\$ -	\$ -	\$ -	\$ -	\$ 567,249
Intergovernmental	40,000	10,000	24,007	-	-	74,007
Charges for services	231,596	-	-	-	-	231,596
Other revenues	21,816	19,251	-	80,800	137,840	259,707
Total Revenues	860,661	29,251	24,007	80,800	137,840	1,132,559
EXPENDITURES:						
General government	\$ -	\$ -	\$ -	\$ 151,778	\$ -	\$ 151,778
Public safety	-	-	-	-	75,474	75,474
Recreation programs and operations	971,024	-	-	-	-	971,024
Economic development	-	107,360	-	-	-	107,360
Capital outlay	-	-	26,000	-	-	26,000
Debt service:						
Principal	43,949	-	-	-	-	43,949
Interest and fiscal charges	3,983	-	-	-	-	3,983
Total Expenditures	1,018,956	107,360	26,000	151,778	75,474	1,379,568
Excess of Revenues						
Over (Under) Expenditures	(158,295)	(78,109)	(1,993)	(70,978)	62,366	(247,009)
Other Financing Sources (Uses):						
Transfers in:	109,209	78,109	-	1,500	-	188,818
Transfers out:	(102,010)	-	-	-	-	(102,010)
Total Other Financing Sources (Uses):	7,199	78,109	-	1,500	-	86,808
Net change in fund balances	(151,096)	-	(1,993)	(69,478)	62,366	(160,201)
Fund balances, beginning of year	30,064	633	89,940	5,125	343,012	468,774
Fund balances, end of year	\$ (121,032)	\$ 633	\$ 87,947	\$ (64,353)	\$ 405,378	\$ 308,573

TOWN OF HAYDEN, COLORADO
Schedule of Revenues, Expenditures and Changes in Fund Balance
Conservation Trust Fund - Budget and Actual
For the Year Ended December 31, 2024

	Budgeted Amounts		Actual	Variance with Final Budget
	Original	Final		
REVENUES:				
Intergovernmental revenue:				
State lottery	\$ 19,700	\$ 19,700	\$ 24,007	\$ 4,307
Grants	550,000	550,000	-	(550,000)
Interest income	250	250	-	(250)
Total revenue	<u>569,950</u>	<u>569,950</u>	<u>24,007</u>	<u>(545,943)</u>
EXPENDITURES:				
Parks, culture and recreation:				
Capital outlay	<u>1,200,000</u>	<u>1,200,000</u>	<u>26,000</u>	<u>1,174,000</u>
Total Expenditures	<u>1,200,000</u>	<u>1,200,000</u>	<u>26,000</u>	<u>1,174,000</u>
Excess of Revenues Over (Under) Expenditures	<u>(630,050)</u>	<u>(630,050)</u>	<u>(1,993)</u>	<u>628,057</u>
Other Financing Sources (Uses):				
Transfers in	<u>13,000</u>	<u>13,000</u>	<u>-</u>	<u>(13,000)</u>
Net change in fund balance	(617,050)	(617,050)	(1,993)	615,057
Fund balance, beginning of year	<u>89,940</u>	<u>89,940</u>	<u>89,940</u>	<u>-</u>
Fund balance, end of year	<u><u>\$ (1,144,160)</u></u>	<u><u>\$ (1,144,160)</u></u>	<u><u>\$ 87,947</u></u>	<u><u>\$ 628,057</u></u>

TOWN OF HAYDEN, COLORADO
Schedule of Revenues, Expenditures and Changes in Fund Balance
Economic Development Special Revenue Fund
Budget and Actual
For the Year Ended December 31, 2024

	Budgeted Amounts		Actual	Variance with Final Budget
	Original	Final		
REVENUES:				
Intergovernmental revenue	\$ 20,000	\$ 20,000	\$ 10,000	\$ (10,000)
Other revenue	35,000	35,000	19,251	(15,749)
Total revenue	<u>55,000</u>	<u>55,000</u>	<u>29,251</u>	<u>(25,749)</u>
EXPENDITURES:				
Economic development:				
Salaries	24,278	24,278	36,903	(12,625)
Employee benefits	3,562	3,562	5,209	(1,647)
Services, supplies, and other	92,550	92,550	65,248	27,302
Total Expenditures	<u>120,390</u>	<u>120,390</u>	<u>107,360</u>	<u>13,030</u>
Excess of Revenues Over (Under) Expenditures	<u>(65,390)</u>	<u>(65,390)</u>	<u>(78,109)</u>	<u>(12,719)</u>
Other Financing Sources (Uses):				
Transfers in	<u>65,295</u>	<u>65,295</u>	<u>78,109</u>	<u>12,814</u>
Net change in fund balance	(95)	(95)	-	95
Fund balance, beginning of year	<u>633</u>	<u>633</u>	<u>633</u>	<u>-</u>
Fund balance, end of year	<u><u>\$ 443</u></u>	<u><u>\$ 443</u></u>	<u><u>\$ 633</u></u>	<u><u>\$ 190</u></u>

TOWN OF HAYDEN, COLORADO
Schedule of Revenues, Expenditures and Changes in Fund Balance
Recreation Special Revenue Fund
Budget and Actual
For the Year Ended December 31, 2024

	Budgeted Amounts		Actual	Variance with Final Budget
	Original	Final		
REVENUES:				
Taxes	\$ 565,173	\$ 565,173	\$ 567,249	\$ 2,076
Intergovernmental revenue	35,000	35,000	40,000	5,000
Charges for Services	246,859	246,859	231,596	(15,263)
Other Revenue	2,500	2,500	21,816	19,316
Total revenue	<u>849,532</u>	<u>849,532</u>	<u>860,661</u>	<u>11,129</u>
EXPENDITURES:				
Parks, culture and recreation:				
Salaries	432,807	432,807	423,020	9,787
Employee benefits	244,263	244,263	236,853	7,410
Services, supplies, and other	327,896	327,896	311,151	16,745
Total parks, culture and recreation	<u>1,004,966</u>	<u>1,004,966</u>	<u>971,024</u>	<u>33,942</u>
Debt Service:				
Principal	42,451	42,451	43,949	(1,498)
Interest	5,481	5,481	3,983	1,498
Total Debt Service	<u>47,932</u>	<u>47,932</u>	<u>47,932</u>	<u>-</u>
Total Expenditures	<u>1,052,898</u>	<u>1,052,898</u>	<u>1,018,956</u>	<u>33,942</u>
Excess of Revenues Over (Under) Expenditures	<u>(203,366)</u>	<u>(203,366)</u>	<u>(158,295)</u>	<u>45,071</u>
Other Financing Sources (Uses):				
Transfers in	109,209	109,209	109,209	-
Transfers out	(102,010)	(102,010)	(102,010)	-
Total Other Financing Sources (Uses)	<u>7,199</u>	<u>7,199</u>	<u>7,199</u>	<u>-</u>
Net change in fund balance	(196,167)	(196,167)	(151,096)	45,071
Fund balance, beginning of year	<u>30,064</u>	<u>30,064</u>	<u>30,064</u>	<u>-</u>
Fund balance, end of year	<u>\$ (166,103)</u>	<u>\$ (166,103)</u>	<u>\$ (121,032)</u>	<u>\$ 45,071</u>

TOWN OF HAYDEN, COLORADO
Schedule of Revenues, Expenditures and Changes in Fund Balance
Climate Action Special Revenue Fund
Budget and Actual
For the Year Ended December 31, 2024

	Budgeted Amounts		Actual	Variance with Final Budget
	Original	Final		
REVENUES:				
Other revenue	\$ 180,800	\$ 180,800	\$ 80,800	\$ (100,000)
Total revenue	180,800	180,800	80,800	(100,000)
EXPENDITURES:				
General government:				
Services, supplies, and other	166,916	166,916	151,778	15,138
Capital outlay	11,934	11,934	-	11,934
Total Expenditures	178,850	178,850	151,778	27,072
Excess of Revenues Over (Under) Expenditures	1,950	1,950	(70,978)	(72,928)
Other Financing Sources (Uses):				
Transfers in	1,500	1,500	1,500	-
Net change in fund balance	3,450	3,450	(69,478)	(72,928)
Fund balance, beginning of year	5,125	5,125	5,125	-
Fund balance, end of year	\$ 8,575	\$ 8,575	\$ (64,353)	\$ (72,928)

TOWN OF HAYDEN, COLORADO
Schedule of Revenues, Expenditures and Changes in Fund Balance
Opioid Settlement Special Revenue Fund
Budget and Actual
For the Year Ended December 31, 2024

	<u>Budgeted Amounts</u>		<u>Actual</u>	<u>Variance with Final Budget</u>
	<u>Original</u>	<u>Final</u>		
REVENUES:				
Other revenue	<u>\$ 125,000</u>	<u>\$ 125,000</u>	<u>\$ 137,840</u>	<u>\$ 12,840</u>
Total revenue	<u>125,000</u>	<u>125,000</u>	<u>137,840</u>	<u>12,840</u>
EXPENDITURES:				
Public Safety				
Services, supplies, and other	<u>160,000</u>	<u>160,000</u>	<u>75,474</u>	<u>84,526</u>
Total Expenditures	<u>160,000</u>	<u>160,000</u>	<u>75,474</u>	<u>84,526</u>
Excess of Revenues Over (Under) Expenditures	<u>(35,000)</u>	<u>(35,000)</u>	<u>62,366</u>	<u>97,366</u>
Net change in fund balance	(35,000)	(35,000)	62,366	97,366
Fund balance, beginning of year	<u>343,012</u>	<u>343,012</u>	<u>343,012</u>	<u>-</u>
Fund balance, end of year	<u><u>\$ 308,012</u></u>	<u><u>\$ 308,012</u></u>	<u><u>\$ 405,378</u></u>	<u><u>\$ 97,366</u></u>

TOWN OF HAYDEN, COLORADO
Schedule of Revenues, Expenses and Changes in Net Position
Water-Sewer-Refuse Fund
Budget and Actual with Reconciliation to US GAAP Basis
For the Year Ended December 31, 2024

	Budgeted Amounts		Actual	Variance with Final Budget
	Original	Final		
Revenues				
Charges for services:				
Water	\$ 1,014,934	\$ 1,014,934	\$ 1,048,652	\$ 33,718
Sewer	494,128	494,128	493,392	(736)
Refuse	310,625	310,625	335,851	25,226
Other revenues	6,100	6,100	9,214	3,114
Total Revenues	<u>1,825,787</u>	<u>1,825,787</u>	<u>1,887,109</u>	<u>61,322</u>
Expenses				
Water:				
Operating water	322,179	322,179	349,429	(27,250)
Water treatment plant	180,079	180,079	124,430	55,649
Golden meadows	14,088	14,088	12,511	1,577
Hospital hill	13,140	13,140	13,165	(25)
Seneca hill	4,841	4,841	7,593	(2,752)
Meters	39,136	39,136	34,489	4,647
Water rights	60,057	60,057	70,012	(9,955)
Water distribution	40,000	40,000	81,608	(41,608)
Administration water	157,996	157,996	156,778	1,218
Sewer:				
Operating sewer	279,441	279,441	275,441	4,000
Sewer treatment plant	123,326	123,326	89,977	33,349
Washington street	3,856	3,856	4,244	(388)
Sewer collection system	8,600	8,600	13,366	(4,766)
Lift stations	16,649	16,649	24,285	(7,636)
Administration sewer	140,650	140,650	161,343	(20,693)
Refuse Collection	310,625	310,625	333,810	(23,185)
Total Expenses	<u>1,714,663</u>	<u>1,714,663</u>	<u>1,752,481</u>	<u>(37,818)</u>
Operating Income(loss) excluding depreciation	<u>111,124</u>	<u>111,124</u>	<u>134,628</u>	<u>23,504</u>
Non-operating Revenues (Expenses)				
Interest income	1,000	1,000	-	(1,000)
Connection and tap fees	188,716	188,716	549,767	361,051
Total Non-Operating Revenue (Expense)	<u>189,716</u>	<u>189,716</u>	<u>549,767</u>	<u>360,051</u>
Income(loss) before contributions, transfers and capital and related financing activities	<u>\$ 300,840</u>	<u>\$ 300,840</u>	<u>\$ 684,395</u>	<u>\$ 383,555</u>

(continued)

TOWN OF HAYDEN, COLORADO
Schedule of Revenues, Expenses and Changes in Net Position
Water-Sewer-Refuse Fund (Continued)
Budget and Actual with Reconciliation to US GAAP Basis
For the Year Ended December 31, 2024

	Budgeted Amounts		Actual	Variance with Final Budget
	Original	Final		
Contributions, Transfers and Capital and Related Financing Activities:				
Capital outlay	-	-	(68,184)	(68,184)
Debt service	(129,229)	(129,229)	(160,351)	(31,122)
Transfers out	(90,000)	(90,000)	(90,000)	-
Total Contributions, transfers and capital and related financing activities	<u>(219,229)</u>	<u>(219,229)</u>	<u>(318,535)</u>	<u>(99,306)</u>
Excess (deficiency) of revenues and other financing sources over (under) expenditures	81,611	81,611	365,860	284,249
Reconciliation to net income:				
Depreciation			(704,096)	
Capital outlay			68,184	
Debt principal payments			<u>140,218</u>	
US GAAP basis net income (loss)			(129,834)	
Net position, beginning of year			<u>12,487,697</u>	
Net position, end of year			<u><u>\$ 12,357,863</u></u>	

TOWN OF HAYDEN, COLORADO

SUPPLEMENTARY INFORMATION

**COLORADO WATER RESOURCES AND
POWER DEVELOPMENT AUTHORITY
LOAN COVENANTS AND REQUIREMENTS**

The Colorado Water Resources and Power Development Authority Loan Agreement sets forth certain covenants and restrictions. As of December 31, 2024, the Town appears to be in compliance with all covenants and restrictions as set forth in Exhibit A and Exhibit F, Additional Covenants and Requirements. See footnote 7 for details on the loan. The following are additional disclosures required by the loan agreement.

- **Rate Covenant:** The Town shall establish and collect such rates, fees, and charges for the use or the sale of the products and services of the System as, together with other moneys available therefore, are expected to produce Gross revenue for each calendar year that will be at least sufficient for such calendar year to pay the sum of estimated operation and maintenance expenses, 110% of the debt service coming due on the bond during the calendar year and other debt service requirements. Gross revenue as defined in Para (3) of Exhibit A to the Loan Agreement is all income and revenues directly or indirectly derived by the government agency for the operation and use of the system, including investment income, but excluding, property taxes and grants received for capital improvements.

Summary of 2024 Gross Revenue Requirement

Total Gross Revenue requirement	\$	1,689,405
Total water fund revenues, excluding capital grants	\$	2,101,025
Excess (deficiency) of gross revenues	\$	411,620
2024 Actual coverage ratio of CWRPDA debt service		576%

- **Operations and Maintenance Reserve Fund Covenant:** The Town has set aside sufficient funds to meet the Reserve Fund covenant. See footnote 5 for more details regarding the reserve fund amount.

SUPPLEMENTARY INFORMATION
LOCAL HIGHWAY FINANCE REPORT

Section 43-2-132 of the Colorado Revised Statutes requires municipalities receiving Highway User Tax Funds to include a schedule of highway receipts and expenditures with the audit report. The said report is presented on the following two pages.

		City or County: Town of Hayden, CO			
		YEAR ENDING : December 31, 2024			
LOCAL HIGHWAY FINANCE REPORT					
This Information From The Records Of Town of Hayden, Colorado:		Prepared By:	Andrea Salazar		
		Phone:	970-276-3741		
I. DISPOSITION OF HIGHWAY-USER REVENUES AVAILABLE FOR LOCAL GOVERNMENT EXPENDITURE					
ITEM	A. Local	B. Local	C. Receipts from	D. Receipts from	
1. Total receipts available					
2. Minus amount used for collection expenses					
3. Minus amount used for nonhighway purposes					
4. Minus amount used for mass transit					
5. Remainder used for highway purposes					
II. RECEIPTS FOR ROAD AND STREET PURPOSES		III. DISBURSEMENTS FOR ROAD AND STREET PURPOSES			
ITEM	AMOUNT	ITEM	AMOUNT		
A. Receipts from local sources:		A. Local highway disbursements:			
1. Local highway-user taxes		1. Capital outlay (from page 2)	636,072		
a. Motor Fuel (from Item I.A.5.)		2. Maintenance:	530,739		
b. Motor Vehicle (from Item I.B.5.)		3. Road and street services:			
c. Total (a.+b.)		a. Traffic control operations	45,684		
2. General fund appropriations	716,469	b. Snow and ice removal	89,200		
3. Other local imposts (from page 2)	63,905	c. Other	0		
4. Miscellaneous local receipts (from page 2)	83,443	d. Total (a. through c.)	134,884		
5. Transfers from toll facilities		4. General administration & miscellaneous	73,076		
6. Proceeds of sale of bonds and notes:		5. Highway law enforcement and safety	112,654		
a. Bonds - Original Issues		6. Total (1 through 5)	1,487,425		
b. Bonds - Refunding Issues		B. Debt service on local obligations:			
c. Notes		1. Bonds:			
d. Total (a. + b. + c.)	0	a. Interest			
7. Total (1 through 6)	863,817	b. Redemption			
B. Private Contributions		c. Total (a. + b.)	0		
C. Receipts from State government		2. Notes:			
(from page 2)	533,192	a. Interest			
D. Receipts from Federal Government		b. Redemption			
(from page 2)	0	c. Total (a. + b.)	0		
E. Total receipts (A.7 + B + C + D)	1,397,009	3. Total (1.c + 2.c)	0		
		C. Payments to State for highways	0		
		D. Payments to toll facilities	0		
		E. Total disbursements (A.6 + B.3 + C + D)	1,487,425		
IV. LOCAL HIGHWAY DEBT STATUS					
	Opening Debt	Amount Issued	Redemptions	Closing Debt	
A. Bonds (Total)				0	
1. Bonds (Refunding Portion)					
B. Notes (Total)				0	
V. LOCAL ROAD AND STREET FUND BALANCE					
	A. Beginning Balance	B. Total Receipts	C. Total Disbursements	D. Ending Balance	E. Reconciliation
	0	1,397,009	1,487,425	0	90,416
Notes and Comments:					

		STATE: Colorado	
		YEAR ENDING (mm/yy): December 31, 2024	
LOCAL HIGHWAY FINANCE REPORT			
II. RECEIPTS FOR ROAD AND STREET PURPOSES - DETAIL			
ITEM	AMOUNT	ITEM	AMOUNT
A.3. Other local imposts:		A.4. Miscellaneous local receipts:	
a. Property Taxes and Assessments		a. Interest on investments	
b. Other local imposts:		b. Traffic Fines & Penalties	83,443
1. Sales Taxes		c. Parking Garage Fees	
2. Infrastructure & Impact Fees		d. Parking Meter Fees	
3. Liens		e. Sale of Surplus Property	
4. Licenses		f. Charges for Services	
5. Specific Ownership &/or Other	63,905	g. Other Misc. Receipts	
6. Total (1. through 5.)	63,905	h. Other	
c. Total (a. + b.)	63,905	i. Total (a. through h.)	83,443
	(Carry forward to page 1)		(Carry forward to page 1)
ITEM	AMOUNT	ITEM	AMOUNT
C. Receipts from State Government		D. Receipts from Federal Government	
1. Highway-user taxes	78,886	1. FHWA (from Item I.D.5.)	
2. State general funds		2. Other Federal agencies:	
3. Other State funds:		a. Forest Service	
a. State bond proceeds		b. FEMA	
b. Project Match		c. HUD	
c. Motor Vehicle Registrations	7,194	d. Federal Transit Admin	
d. Other (Specify) - DOLA Grant	447,112	e. U.S. Corps of Engineers	
e. Other (Specify)		f. Other Federal	
f. Total (a. through e.)	454,306	g. Total (a. through f.)	0
4. Total (1. + 2. + 3.f)	533,192	3. Total (1. + 2.g)	0
			(Carry forward to page 1)
III. DISBURSEMENTS FOR ROAD AND STREET PURPOSES - DETAIL			
	ON NATIONAL	OFF NATIONAL	TOTAL (c)
A.1. Capital outlay:			
a. Right-Of-Way Costs			0
b. Engineering Costs	13,268		13,268
c. Construction:			
(1). New Facilities	622,804		622,804
(2). Capacity Improvements			0
(3). System Preservation			0
(4). System Enhancement & Operation			0
(5). Total Construction (1) + (2) + (3) + (4)	622,804	0	622,804
d. Total Capital Outlay (Lines 1.a. + 1.b. + 1.c.5)	636,072	0	636,072
			(Carry forward to page 1)
Notes and Comments:			

This page intentionally left blank



**Independent Auditors' Report on Internal Control Over
Financial Reporting and on Compliance and Other Matters
Based on an Audit of Financial Statements Performed
in Accordance with *Government Auditing Standards***

The Honorable Mayor and Town Council
Town of Hayden, Colorado

We have audited, in accordance with the auditing standards generally accepted in the United States of America and the standards applicable to financial audits contained in *Government Auditing Standards* issued by the Comptroller General of the United States, the financial statements of the governmental activities, the business-type activities, each major fund, and the aggregate remaining fund information of the Town of Hayden, Colorado, as of and for the year ended December 31, 2024, and the related notes to the financial statements, which collectively comprise the Town's basic financial statements, and have issued our report thereon dated May 27, 2025

Internal Control over Financial Reporting

In planning and performing our audit of the financial statements, we considered the Town of Hayden, Colorado's internal control over financial reporting (internal control) to determine the audit procedures that are appropriate in the circumstances for the purpose of expressing our opinions on the financial statements, but not for the purpose of expressing an opinion on the effectiveness of the Town of Hayden, Colorado's internal control. Accordingly, we do not express an opinion on the effectiveness of the Town of Hayden, Colorado's internal control.

A *deficiency in internal control* exists when the design or operation of a control does not allow management or employees, in the normal course of performing their assigned functions, to prevent, or detect and correct, misstatements on a timely basis. A *material weakness* is a deficiency, or a combination of deficiencies, in internal control such that there is a reasonable possibility that a material misstatement of the entity's financial statements will not be prevented, or detected and corrected on a timely basis. A *significant deficiency* is a deficiency, or a combination of deficiencies, in internal control that is less severe than a material weakness, yet important enough to merit attention by those charged with governance.

Our consideration of internal control was for the limited purpose described in the first paragraph of this section and was not designed to identify all deficiencies in internal control that might be material weaknesses or significant deficiencies. Given these limitations, during our audit we did not identify any deficiencies in internal control that we consider to be material weaknesses. However, material weaknesses may exist that have not been identified.

Compliance and Other Matters

As part of obtaining reasonable assurance about whether the Town's financial statements are free of material misstatement, we performed tests of its compliance with certain provisions of laws, regulations, contracts, and grant agreements, noncompliance with which could have a direct and material effect on the determination of financial statement amounts. However, providing an opinion on compliance with those provisions was not an objective of our audit, and accordingly, we do not express such an opinion. The results of our tests disclosed no instances of noncompliance or other matters that are required to be reported under *Government Auditing Standards*.

Purpose of this Report

The purpose of this report is solely to describe the scope of our testing of internal control and compliance and the results of that testing, and not to provide an opinion on the effectiveness of the entity's internal control or on compliance. This report is an integral part of an audit performed in accordance with *Government Auditing Standards* in considering the entity's internal control and compliance. Accordingly, this communication is not suitable for any other purpose.

HintonBurdick, PLLC

St. George, Utah
May 27, 2025